



AJ INSTITUTE OF ENGINEERING & TECHNOLOGY

A Unit of Laxmi Memorial Education Trust

(Approved by AICTE, New Delhi, Affiliated to Visvesvaraya Technological University, Belgavi)

Accredited by NBA – CV, CSE, ECE, ISE, ME

FACULTY FEEDBACK

Faculty Name:	
Faculty Department:	
Academic Year:	

Rating Excellent - 4

Almost Satisfied – 3

Satisfied – 2

Needs Improvement - 1

1.	Cataloguing and arrangement of books in the library	(4)	(3)	(2)	(1)
2.	Reading space in the library	(4)	(3)	(2)	(1)
3.	Photo copying facility in the library	(4)	(3)	(2)	(1)
4.	Accessibility of Internet	(4)	(3)	(2)	(1)
5.	Availability of educational online resources	(4)	(3)	(2)	(1)
6.	Additional contents included in the curriculum	(4)	(3)	(2)	(1)
7.	Availability of First Aid Facility	(4)	(3)	(2)	(1)
8.	Fire and Safety measures	(4)	(3)	(2)	(1)
9.	Area, Lighting and Ventilation in the classroom & Faculty Room	(4)	(3)	(2)	(1)
10.	Cleanliness in the classroom, labs & washroom	(4)	(3)	(2)	(1)
11.	Adequate number of washrooms	(4)	(3)	(2)	(1)
12.	Availability of ample water supply in campus	(4)	(3)	(2)	(1)
13.	Support and promotion of sports & cultural activities by college authorities	(4)	(3)	(2)	(1)
14.	Available of space to play sports in college	(4)	(3)	(2)	(1)
15.	NSS Activities in College	(4)	(3)	(2)	(1)

Any Comments :

Principal

A.J. Institute of Engineering & Technology
Mangaluru - 575 006

Signature



AJ INSTITUTE OF ENGINEERING & TECHNOLOGY

A Unit of Laxmi Memorial Education Trust

(Approved by AICTE, New Delhi, Affiliated to Visvesvaraya Technological University, Belgavi)

Accredited by NBA – CV, CSE, ECE, ISE, ME

FACULTY FEEDBACK

Faculty Name:	Mrs. Babitha - B
Faculty Department:	Civil Engineering
Academic Year:	2023 - 2024

Rating Excellent - 4

Almost Satisfied – 3

Satisfied – 2

Needs Improvement - 1

1.	Cataloguing and arrangement of books in the library	●	③	②	①
2.	Reading space in the library	●	③	②	①
3.	Photo copying facility in the library	④	●	②	①
4.	Accessibility of Internet	④	●	②	①
5.	Availability of educational online resources	④	●	②	①
6.	Additional contents included in the curriculum	④	●	②	①
7.	Availability of First Aid Facility	●	③	②	①
8.	Fire and Safety measures	●	③	②	①
9.	Area, Lighting and Ventilation in the classroom & Faculty Room	●	③	②	①
10.	Cleanliness in the classroom, labs & washroom	●	③	②	①
11.	Adequate number of washrooms	●	③	②	①
12.	Availability of ample water supply in campus	●	③	②	①
13.	Support and promotion of sports & cultural activities by college authorities	●	③	②	①
14.	Available of space to play sports in college	④	●	②	①
15.	NSS Activities in College	●	③	②	①

Any Comments :

Babitha
Signature


Principal
A.J. Institute of Engineering & Technology
Mangaluru - 575 006



AJ INSTITUTE OF ENGINEERING & TECHNOLOGY

A Unit of Laxmi Memorial Education Trust

(Approved by AICTE, New Delhi, Affiliated to Visvesvaraya Technological University, Belgavi)

Accredited by NBA – CV, CSE, ECE, ISE, ME

FACULTY FEEDBACK

Faculty Name:	Dr. Suman Khandapura
Faculty Department:	Civil Engg
Academic Year:	2023-24

Rating Excellent - 4

Almost Satisfied – 3

Satisfied – 2

Needs Improvement - 1

1.	Cataloguing and arrangement of books in the library	<input checked="" type="radio"/>	(3)	(2)	(1)
2.	Reading space in the library	<input checked="" type="radio"/>	(3)	(2)	(1)
3.	Photo copying facility in the library	<input checked="" type="radio"/>	(3)	(2)	(1)
4.	Accessibility of Internet	<input checked="" type="radio"/>	(3)	(2)	(1)
5.	Availability of educational online resources	<input checked="" type="radio"/>	(3)	(2)	(1)
6.	Additional contents included in the curriculum	<input checked="" type="radio"/>	(3)	(2)	(1)
7.	Availability of First Aid Facility	<input checked="" type="radio"/>	(3)	(2)	(1)
8.	Fire and Safety measures	<input checked="" type="radio"/>	(3)	(2)	(1)
9.	Area, Lighting and Ventilation in the classroom & Faculty Room	<input checked="" type="radio"/>	(3)	(2)	(1)
10.	Cleanliness in the classroom, labs & washroom	<input checked="" type="radio"/>	(3)	(2)	(1)
11.	Adequate number of washrooms	<input checked="" type="radio"/>	(3)	(2)	(1)
12.	Availability of ample water supply in campus	<input checked="" type="radio"/>	(3)	(2)	(1)
13.	Support and promotion of sports & cultural activities by college authorities	<input checked="" type="radio"/>	(3)	(2)	(1)
14.	Available of space to play sports in college	<input checked="" type="radio"/>	(3)	(2)	(1)
15.	NSS Activities in College	<input checked="" type="radio"/>	(3)	(2)	(1)

Any Comments :


Signature


Principal
A.J. Institute of Engineering & Technology
Mangaluru - 575 006



AJ INSTITUTE OF ENGINEERING & TECHNOLOGY

A Unit of Laxmi Memorial Education Trust

(Approved by AICTE, New Delhi, Affiliated to Visvesvaraya Technological University, Belgavi)

Accredited by NBA – CV, CSE, ECE, ISE, ME

FACULTY FEEDBACK

Faculty Name:	Mr. Harold D'Souza
Faculty Department:	Mechanical Engineering
Academic Year:	2023-24

Rating Excellent - 4

Almost Satisfied - 3

Satisfied - 2

Needs Improvement - 1

1.	Cataloguing and arrangement of books in the library	<input checked="" type="radio"/>	<input type="radio"/> (3)	<input type="radio"/> (2)	<input type="radio"/> (1)
2.	Reading space in the library	<input checked="" type="radio"/>	<input type="radio"/> (3)	<input type="radio"/> (2)	<input type="radio"/> (1)
3.	Photo copying facility in the library	<input type="radio"/> (4)	<input checked="" type="radio"/>	<input type="radio"/> (2)	<input type="radio"/> (1)
4.	Accessibility of Internet	<input type="radio"/> (4)	<input checked="" type="radio"/>	<input type="radio"/> (2)	<input type="radio"/> (1)
5.	Availability of educational online resources	<input type="radio"/> (4)	<input checked="" type="radio"/>	<input type="radio"/> (2)	<input type="radio"/> (1)
6.	Additional contents included in the curriculum	<input type="radio"/> (4)	<input checked="" type="radio"/>	<input type="radio"/> (2)	<input type="radio"/> (1)
7.	Availability of First Aid Facility	<input checked="" type="radio"/>	<input type="radio"/> (3)	<input type="radio"/> (2)	<input type="radio"/> (1)
8.	Fire and Safety measures	<input checked="" type="radio"/>	<input type="radio"/> (3)	<input type="radio"/> (2)	<input type="radio"/> (1)
9.	Area, Lighting and Ventilation in the classroom & Faculty Room	<input type="radio"/> (4)	<input checked="" type="radio"/>	<input type="radio"/> (2)	<input type="radio"/> (1)
10.	Cleanliness in the classroom, labs & washroom	<input type="radio"/> (4)	<input checked="" type="radio"/>	<input type="radio"/> (2)	<input type="radio"/> (1)
11.	Adequate number of washrooms	<input checked="" type="radio"/>	<input type="radio"/> (3)	<input type="radio"/> (2)	<input type="radio"/> (1)
12.	Availability of ample water supply in campus	<input type="radio"/> (4)	<input checked="" type="radio"/>	<input type="radio"/> (2)	<input type="radio"/> (1)
13.	Support and promotion of sports & cultural activities by college authorities	<input checked="" type="radio"/>	<input type="radio"/> (3)	<input type="radio"/> (2)	<input type="radio"/> (1)
14.	Available of space to play sports in college	<input checked="" type="radio"/>	<input type="radio"/> (3)	<input type="radio"/> (2)	<input type="radio"/> (1)
15.	NSS Activities in College	<input checked="" type="radio"/>	<input type="radio"/> (3)	<input type="radio"/> (2)	<input type="radio"/> (1)

Any Comments :

Principal

A.J. Institute of Engineering & Technology
Mangaluru - 575 006

Signature



AJ INSTITUTE OF ENGINEERING & TECHNOLOGY

A Unit of Laxmi Memorial Education Trust

(Approved by AICTE, New Delhi, Affiliated to Visvesvaraya Technological University, Belgavi)

Accredited by NBA – CV, CSE, ECE, ISE, ME

FACULTY FEEDBACK

Faculty Name:	Mrs. SMITHA. B. KINI
Faculty Department:	MATHEMATICS
Academic Year:	2023-2024

Rating Excellent - 4

Almost Satisfied – 3

Satisfied – 2

Needs Improvement - 1

1.	Cataloguing and arrangement of books in the library	<input checked="" type="radio"/>	(3)	(2)	(1)
2.	Reading space in the library	<input checked="" type="radio"/>	(3)	(2)	(1)
3.	Photo copying facility in the library	(4)	<input checked="" type="radio"/>	(2)	(1)
4.	Accessibility of Internet	<input checked="" type="radio"/>	(3)	(2)	(1)
5.	Availability of educational online resources	<input checked="" type="radio"/>	(3)	(2)	(1)
6.	Additional contents included in the curriculum	<input checked="" type="radio"/>	(3)	(2)	(1)
7.	Availability of First Aid Facility	<input checked="" type="radio"/>	(3)	(2)	(1)
8.	Fire and Safety measures	<input checked="" type="radio"/>	(3)	(2)	(1)
9.	Area, Lighting and Ventilation in the classroom & Faculty Room	<input checked="" type="radio"/>	(3)	(2)	(1)
10.	Cleanliness in the classroom, labs & washroom	<input checked="" type="radio"/>	(3)	(2)	(1)
11.	Adequate number of washrooms	<input checked="" type="radio"/>	(3)	(2)	(1)
12.	Availability of ample water supply in campus	<input checked="" type="radio"/>	(3)	(2)	(1)
13.	Support and promotion of sports & cultural activities by college authorities	<input checked="" type="radio"/>	(3)	(2)	(1)
14.	Available of space to play sports in college	<input checked="" type="radio"/>	(3)	(2)	(1)
15.	NSS Activities in College	<input checked="" type="radio"/>	(3)	(2)	(1)

Any Comments :


Principal
A.J. Institute of Engineering & Technology
Mangaluru - 575 006


Signature



IMPACT ANALYSIS OF FACULTY FEEDBACK

ACADEMIC YEAR: 2023 - 2024

Feedback from the Faculty on academic curriculum and facilities of the institution was taken using a questionnaire to measure the following on a four-point Likert scale with the options of Excellent, Almost Satisfied, Satisfied and Needs Improvement. This survey is being conducted to determine the degree of faculty satisfaction with the curriculum and facilities.

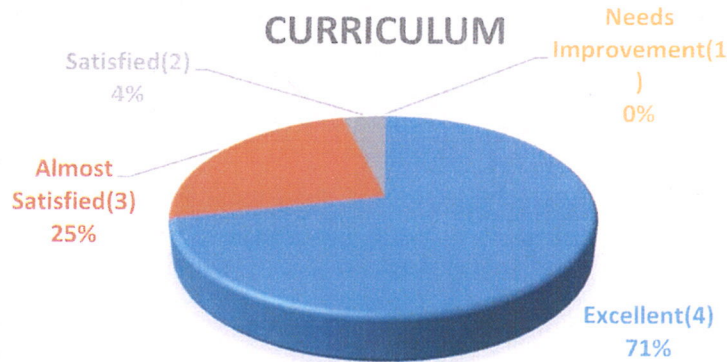
1	94% of faculty found the cataloguing and arrangement of books in the library excellent, 6% found it Almost Satisfied, 0% found it Satisfied and 0% rated it for Needs Improvement.															
	<p style="text-align: center;">CATALOGUING AND ARRANGEMENT OF BOOKS IN THE LIBRARY</p> <table border="1"><thead><tr><th>Satisfaction Level</th><th>Count</th><th>Percentage</th></tr></thead><tbody><tr><td>Excellent</td><td>4</td><td>94%</td></tr><tr><td>Almost Satisfied</td><td>3</td><td>6%</td></tr><tr><td>Satisfied</td><td>2</td><td>0%</td></tr><tr><td>Needs Improvement</td><td>1</td><td>0%</td></tr></tbody></table>	Satisfaction Level	Count	Percentage	Excellent	4	94%	Almost Satisfied	3	6%	Satisfied	2	0%	Needs Improvement	1	0%
Satisfaction Level	Count	Percentage														
Excellent	4	94%														
Almost Satisfied	3	6%														
Satisfied	2	0%														
Needs Improvement	1	0%														
2	83% of faculty found the reading space in library excellent, 13% found it Almost Satisfied, 4% found it Satisfied and 0% rated it for Needs Improvement.															
	<p style="text-align: center;">READING SPACE IN THE LIBRARY</p> <table border="1"><thead><tr><th>Satisfaction Level</th><th>Count</th><th>Percentage</th></tr></thead><tbody><tr><td>Excellent</td><td>4</td><td>83%</td></tr><tr><td>Almost Satisfied</td><td>3</td><td>13%</td></tr><tr><td>Satisfied</td><td>2</td><td>4%</td></tr><tr><td>Needs Improvement</td><td>1</td><td>0%</td></tr></tbody></table>	Satisfaction Level	Count	Percentage	Excellent	4	83%	Almost Satisfied	3	13%	Satisfied	2	4%	Needs Improvement	1	0%
Satisfaction Level	Count	Percentage														
Excellent	4	83%														
Almost Satisfied	3	13%														
Satisfied	2	4%														
Needs Improvement	1	0%														



3	74% of faculty found photo copying facility in the library excellent, 25% found it Almost Satisfied, 1% found it Satisfied and 0% rated it for Needs Improvement.															
	<p style="text-align: center;">PHOTO COPYING FACILITY IN THE LIBRARY</p> <table border="1"><thead><tr><th>Satisfaction Level</th><th>Count</th><th>Percentage</th></tr></thead><tbody><tr><td>Excellent</td><td>4</td><td>74%</td></tr><tr><td>Almost Satisfied</td><td>3</td><td>25%</td></tr><tr><td>Satisfied</td><td>2</td><td>1%</td></tr><tr><td>Needs Improvement</td><td>1</td><td>0%</td></tr></tbody></table>	Satisfaction Level	Count	Percentage	Excellent	4	74%	Almost Satisfied	3	25%	Satisfied	2	1%	Needs Improvement	1	0%
Satisfaction Level	Count	Percentage														
Excellent	4	74%														
Almost Satisfied	3	25%														
Satisfied	2	1%														
Needs Improvement	1	0%														
4	70% of faculty found accessibility of Internet excellent, 27% found it Almost Satisfied, 3% found it Satisfied and 0% rated it for Needs Improvement.															
	<p style="text-align: center;">ACCESSIBILITY OF INTERNET</p> <table border="1"><thead><tr><th>Satisfaction Level</th><th>Count</th><th>Percentage</th></tr></thead><tbody><tr><td>Excellent</td><td>4</td><td>70%</td></tr><tr><td>Almost Satisfied</td><td>3</td><td>27%</td></tr><tr><td>Satisfied</td><td>2</td><td>3%</td></tr><tr><td>Needs Improvement</td><td>1</td><td>0%</td></tr></tbody></table>	Satisfaction Level	Count	Percentage	Excellent	4	70%	Almost Satisfied	3	27%	Satisfied	2	3%	Needs Improvement	1	0%
Satisfaction Level	Count	Percentage														
Excellent	4	70%														
Almost Satisfied	3	27%														
Satisfied	2	3%														
Needs Improvement	1	0%														
5	60% of faculty found availability of educational online resources facility excellent, 39% found it Almost Satisfied, 1% found it Satisfied and 0% rated it for Needs Improvement.															
	<p style="text-align: center;">AVAILABILITY OF EDUCATIONAL ONLINE RESOURCES</p> <table border="1"><thead><tr><th>Satisfaction Level</th><th>Count</th><th>Percentage</th></tr></thead><tbody><tr><td>Excellent</td><td>4</td><td>60%</td></tr><tr><td>Almost Satisfied</td><td>3</td><td>39%</td></tr><tr><td>Satisfied</td><td>2</td><td>1%</td></tr><tr><td>Needs Improvement</td><td>1</td><td>0%</td></tr></tbody></table>	Satisfaction Level	Count	Percentage	Excellent	4	60%	Almost Satisfied	3	39%	Satisfied	2	1%	Needs Improvement	1	0%
Satisfaction Level	Count	Percentage														
Excellent	4	60%														
Almost Satisfied	3	39%														
Satisfied	2	1%														
Needs Improvement	1	0%														

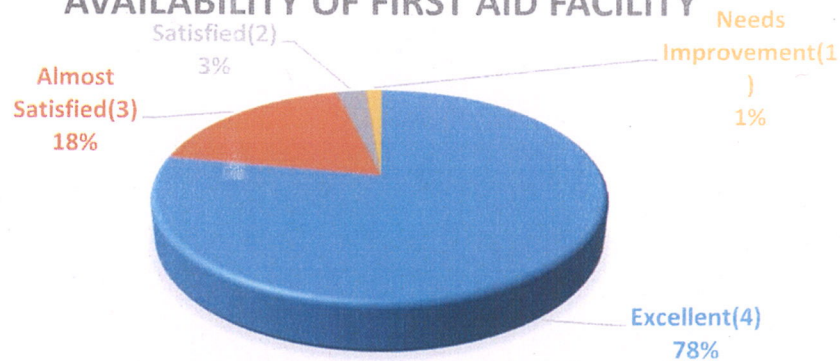
6 71% of faculty found availability of additional contents included in the curriculum excellent, 25% found it Almost Satisfied, 4% found it Satisfied and 0% rated it for Needs Improvement.

ADDITIONAL CONTENTS INCLUDED IN THE CURRICULUM



7 78% of faculty found availability of first aid facility excellent, 18% found it Almost Satisfied, 3% found it Satisfied and 1% rated it for Needs Improvement.

AVAILABILITY OF FIRST AID FACILITY

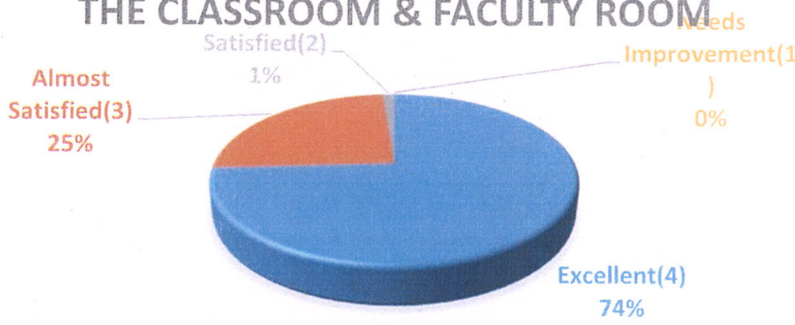

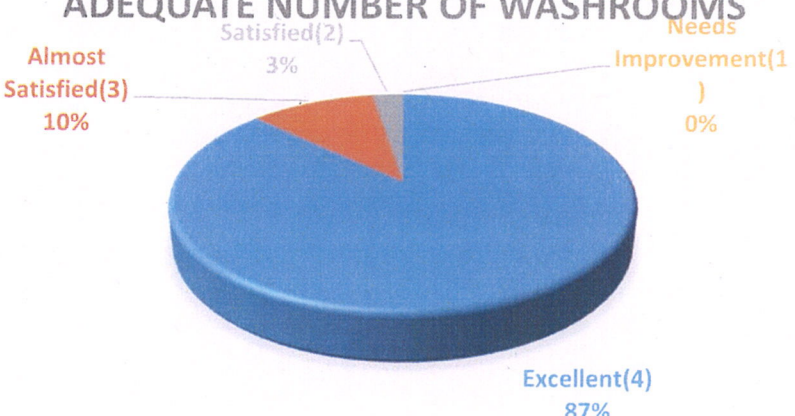


8 86% of faculty found availability of fire and safety measures excellent, 12% found it Almost Satisfied, 2% found it Satisfied and 0% rated it for Needs Improvement.

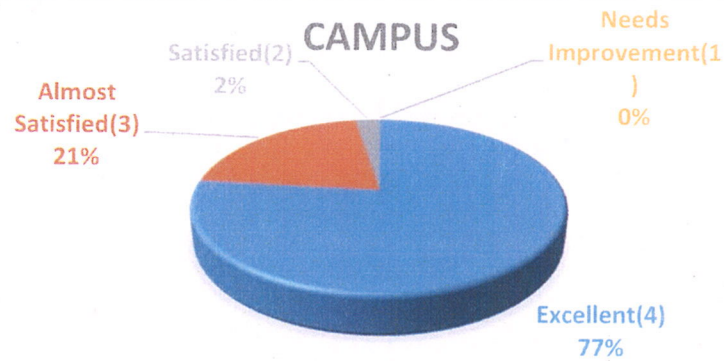

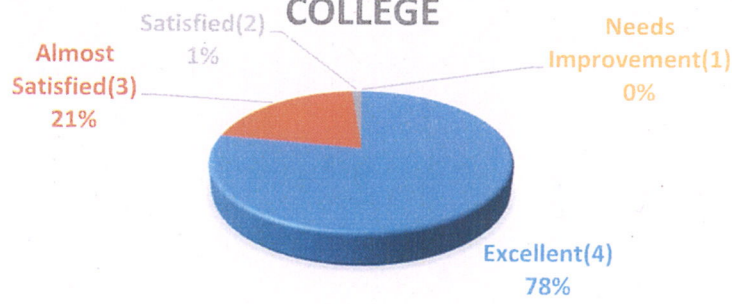
FIRE AND SAFETY MEASURES



Principal

9	74% of faculty found area, lighting and ventilation in classroom and faculty room excellent, 25% found it Almost Satisfied, 1% found it Satisfied and 0% rated it for Needs Improvement.																		
<p style="text-align: center;">AREA, LIGHTING AND VENTILATION IN THE CLASSROOM & FACULTY ROOM</p>  <table border="1"> <thead> <tr> <th>Category</th> <th>Count</th> <th>Percentage</th> </tr> </thead> <tbody> <tr> <td>Excellent</td> <td>4</td> <td>74%</td> </tr> <tr> <td>Almost Satisfied</td> <td>3</td> <td>25%</td> </tr> <tr> <td>Satisfied</td> <td>2</td> <td>1%</td> </tr> <tr> <td>Improvement</td> <td>1</td> <td>0%</td> </tr> <tr> <td>Needs</td> <td>0</td> <td>0%</td> </tr> </tbody> </table>		Category	Count	Percentage	Excellent	4	74%	Almost Satisfied	3	25%	Satisfied	2	1%	Improvement	1	0%	Needs	0	0%
Category	Count	Percentage																	
Excellent	4	74%																	
Almost Satisfied	3	25%																	
Satisfied	2	1%																	
Improvement	1	0%																	
Needs	0	0%																	
10	67% of faculty found cleanliness in the classroom, labs and washroom excellent, 29% found it Almost Satisfied, 0% found it Satisfied and 4% rated it for Needs Improvement.																		
<p style="text-align: center;">CLEANLINESS IN THE CLASSROOM, LABS & WASHROOM</p>  <table border="1"> <thead> <tr> <th>Category</th> <th>Count</th> <th>Percentage</th> </tr> </thead> <tbody> <tr> <td>Excellent</td> <td>4</td> <td>67%</td> </tr> <tr> <td>Almost Satisfied</td> <td>3</td> <td>29%</td> </tr> <tr> <td>Satisfied</td> <td>2</td> <td>0%</td> </tr> <tr> <td>Improvement</td> <td>1</td> <td>4%</td> </tr> <tr> <td>Needs</td> <td>0</td> <td>0%</td> </tr> </tbody> </table>		Category	Count	Percentage	Excellent	4	67%	Almost Satisfied	3	29%	Satisfied	2	0%	Improvement	1	4%	Needs	0	0%
Category	Count	Percentage																	
Excellent	4	67%																	
Almost Satisfied	3	29%																	
Satisfied	2	0%																	
Improvement	1	4%																	
Needs	0	0%																	
11	87% of faculty found adequate number of washrooms excellent, 10% found it Almost Satisfied, 3% found it Satisfied and 0% rated it for Needs Improvement.																		
<p style="text-align: center;">ADEQUATE NUMBER OF WASHROOMS</p>  <table border="1"> <thead> <tr> <th>Category</th> <th>Count</th> <th>Percentage</th> </tr> </thead> <tbody> <tr> <td>Excellent</td> <td>4</td> <td>87%</td> </tr> <tr> <td>Almost Satisfied</td> <td>3</td> <td>10%</td> </tr> <tr> <td>Satisfied</td> <td>2</td> <td>3%</td> </tr> <tr> <td>Improvement</td> <td>1</td> <td>0%</td> </tr> <tr> <td>Needs</td> <td>0</td> <td>0%</td> </tr> </tbody> </table>		Category	Count	Percentage	Excellent	4	87%	Almost Satisfied	3	10%	Satisfied	2	3%	Improvement	1	0%	Needs	0	0%
Category	Count	Percentage																	
Excellent	4	87%																	
Almost Satisfied	3	10%																	
Satisfied	2	3%																	
Improvement	1	0%																	
Needs	0	0%																	

Principal

12	77% of faculty found availability of ample water supply in campus excellent, 21% found it Almost Satisfied, 2% found it Satisfied and 0% rated it for Needs Improvement.															
<p style="text-align: center;">AVAILABILITY OF AMPLE WATER SUPPLY IN CAMPUS</p>  <table border="1" style="margin-left: auto; margin-right: auto;"> <thead> <tr> <th>Category</th> <th>Count</th> <th>Percentage</th> </tr> </thead> <tbody> <tr> <td>Excellent</td> <td>4</td> <td>77%</td> </tr> <tr> <td>Almost Satisfied</td> <td>3</td> <td>21%</td> </tr> <tr> <td>Satisfied</td> <td>2</td> <td>2%</td> </tr> <tr> <td>Needs Improvement</td> <td>1</td> <td>0%</td> </tr> </tbody> </table>		Category	Count	Percentage	Excellent	4	77%	Almost Satisfied	3	21%	Satisfied	2	2%	Needs Improvement	1	0%
Category	Count	Percentage														
Excellent	4	77%														
Almost Satisfied	3	21%														
Satisfied	2	2%														
Needs Improvement	1	0%														
13	73% of faculty found support and promotion of sports & cultural activities by college authorities excellent, 25% found it Almost Satisfied, 1% found it Satisfied and 1% rated it for Needs Improvement.															
<p style="text-align: center;">SUPPORT AND PROMOTION OF SPORTS & CULTURAL ACTIVITIES BY COLLEGE AUTHORITIES</p>  <table border="1" style="margin-left: auto; margin-right: auto;"> <thead> <tr> <th>Category</th> <th>Count</th> <th>Percentage</th> </tr> </thead> <tbody> <tr> <td>Excellent</td> <td>4</td> <td>73%</td> </tr> <tr> <td>Almost Satisfied</td> <td>3</td> <td>25%</td> </tr> <tr> <td>Satisfied</td> <td>2</td> <td>1%</td> </tr> <tr> <td>Needs Improvement</td> <td>1</td> <td>1%</td> </tr> </tbody> </table>		Category	Count	Percentage	Excellent	4	73%	Almost Satisfied	3	25%	Satisfied	2	1%	Needs Improvement	1	1%
Category	Count	Percentage														
Excellent	4	73%														
Almost Satisfied	3	25%														
Satisfied	2	1%														
Needs Improvement	1	1%														
14	78% of faculty found availability of space to play sports in college excellent, 21% found it Almost Satisfied, 1% found it Satisfied and 0% rated it for Needs Improvement.															
<p style="text-align: center;">AVAILABLE OF SPACE TO PLAY SPORTS IN COLLEGE</p>  <table border="1" style="margin-left: auto; margin-right: auto;"> <thead> <tr> <th>Category</th> <th>Count</th> <th>Percentage</th> </tr> </thead> <tbody> <tr> <td>Excellent</td> <td>4</td> <td>78%</td> </tr> <tr> <td>Almost Satisfied</td> <td>3</td> <td>21%</td> </tr> <tr> <td>Satisfied</td> <td>2</td> <td>1%</td> </tr> <tr> <td>Needs Improvement</td> <td>1</td> <td>0%</td> </tr> </tbody> </table>		Category	Count	Percentage	Excellent	4	78%	Almost Satisfied	3	21%	Satisfied	2	1%	Needs Improvement	1	0%
Category	Count	Percentage														
Excellent	4	78%														
Almost Satisfied	3	21%														
Satisfied	2	1%														
Needs Improvement	1	0%														

Principal



15	79% of faculty found availability of space to play sports in college excellent, 20% found it Almost Satisfied, 1% found it Satisfied and 0% rated it for Needs Improvement.															
	<p style="text-align: center;">NSS ACTIVITIES IN COLLEGE</p> <table border="1"><thead><tr><th>Satisfaction Level</th><th>Count</th><th>Percentage</th></tr></thead><tbody><tr><td>Excellent</td><td>4</td><td>79%</td></tr><tr><td>Almost Satisfied</td><td>3</td><td>20%</td></tr><tr><td>Satisfied</td><td>2</td><td>1%</td></tr><tr><td>Needs Improvement</td><td>1</td><td>0%</td></tr></tbody></table>	Satisfaction Level	Count	Percentage	Excellent	4	79%	Almost Satisfied	3	20%	Satisfied	2	1%	Needs Improvement	1	0%
Satisfaction Level	Count	Percentage														
Excellent	4	79%														
Almost Satisfied	3	20%														
Satisfied	2	1%														
Needs Improvement	1	0%														

Principal

Principal

A.J. Institute of Engineering & Techno.

Mangaluru - 575-006



SUGGESTION & CORRECTIVE MEASURES REPORT ON FACULTY FEEDBACK

ACADEMIC YEAR: 2023 – 2024

The Action Taken Report (ATR) on Faculty Feedback Analysis emerges from a questionnaire feedback taken from faculty on curriculum and facilities of the institution. The percentage-wise breakdown of responses shows a clear benchmark for improvement, with questions pertaining to institutional growth and excellence.

Feedback Methodology: Feedback from the Faculty on academic curriculum and facilities of the institution was taken using a questionnaire to measure the following on a four-point Likert scale with the options of Excellent, Almost Satisfied, Satisfied and Needs Improvement. This survey is conducted to determine the degree of faculty satisfaction with the curriculum and facilities.

Feedback Analysis: The breakdown of faculty responses in percentage, serves as a quantifiable representation of faculty participation in growth of the institution. This numerical analysis measures the faculty satisfaction about the facilities and constructive feedback on the curriculum. A benchmark of 80% has been set as standard for action, highlighting continuous improvement in academics and facilities. Based on the feedback responses given by faculty, all the questions have rated 80% and above. However, some general observations and action are suggested for low scoring category.

- Accessibility of Internet has scored low and hence thorough review of internet speed requirement suggested along with procurement of additional devices for easy internet access.
- Availability of additional educational online resources has scored low and hence subscription to wider variety of online resources has been suggested.
- Additional contents included in the curriculum has rated low and hence content beyond the syllabus is suggested to be added as skill lab or certifications.
- Cleanliness in the classroom, labs & washroom has scored low and hence suggestion to mobilize more ground staff towards periodic cleaning has been suggested.

Principal