

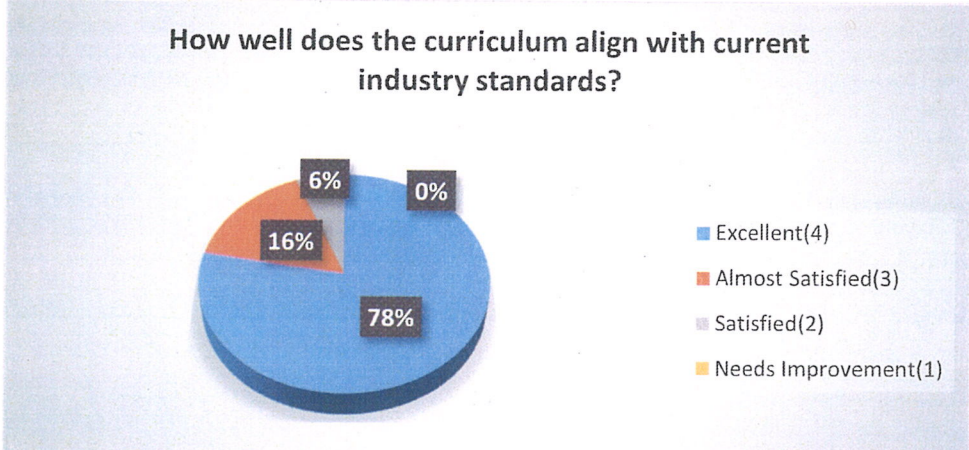
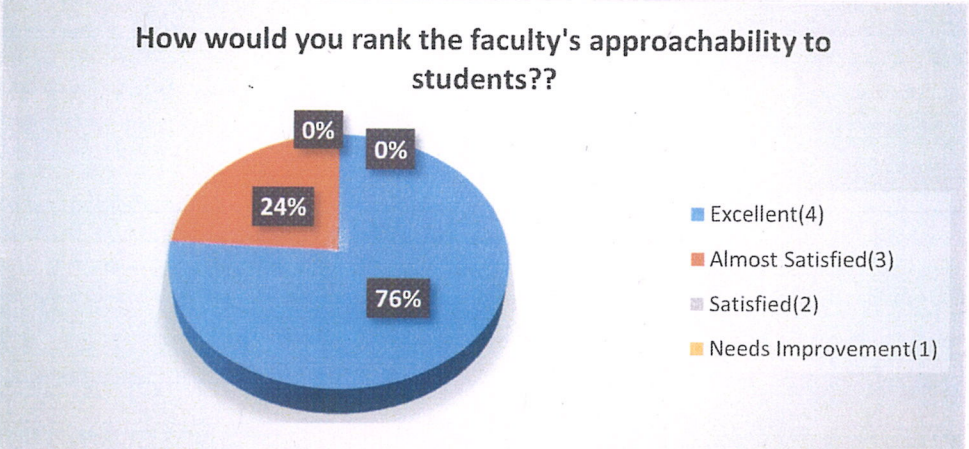
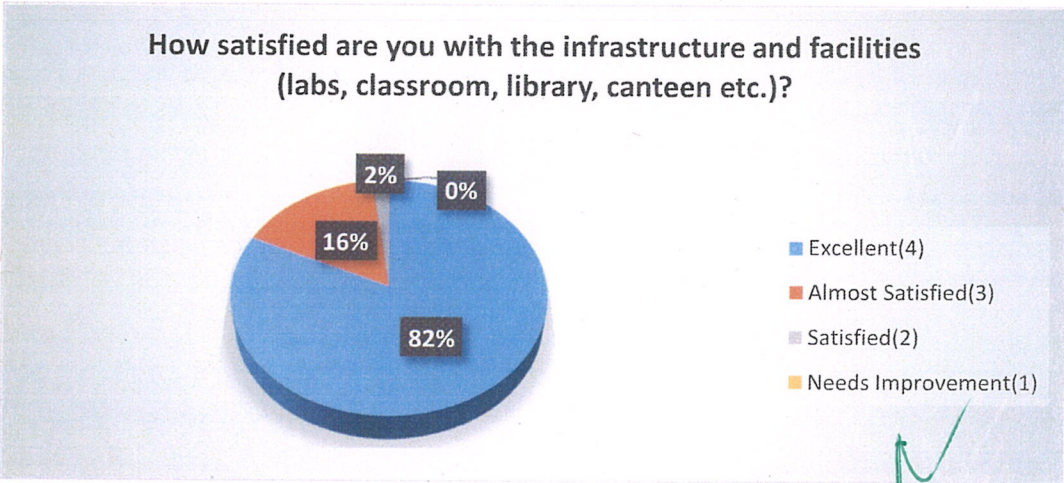
IMPACT ANALYSIS OF PARENT FEEDBACK

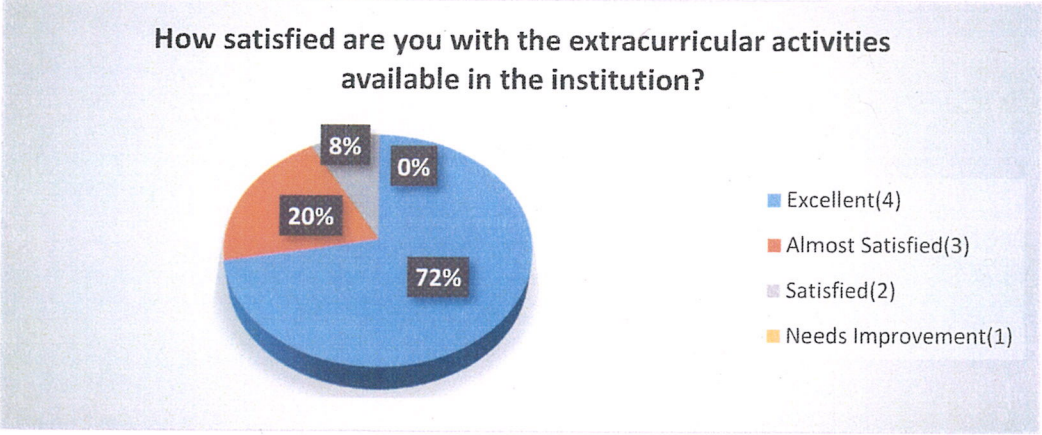
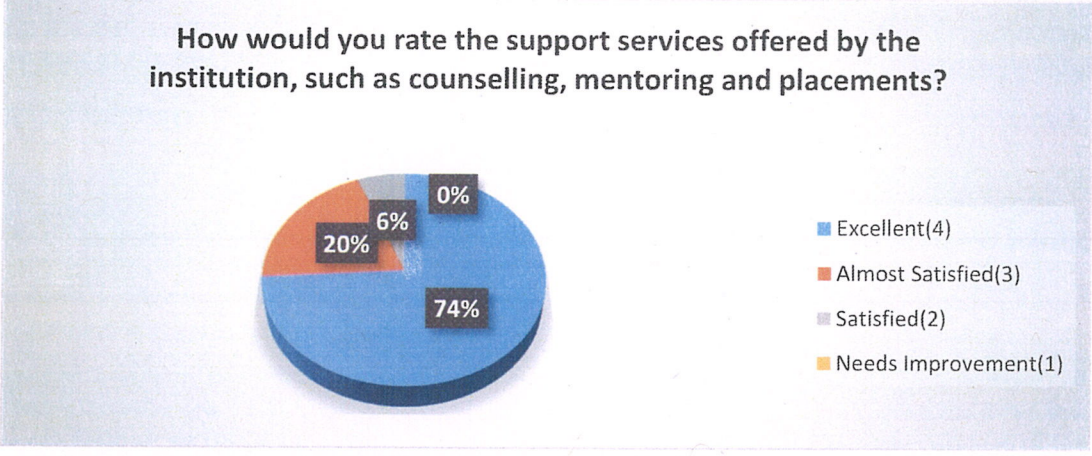
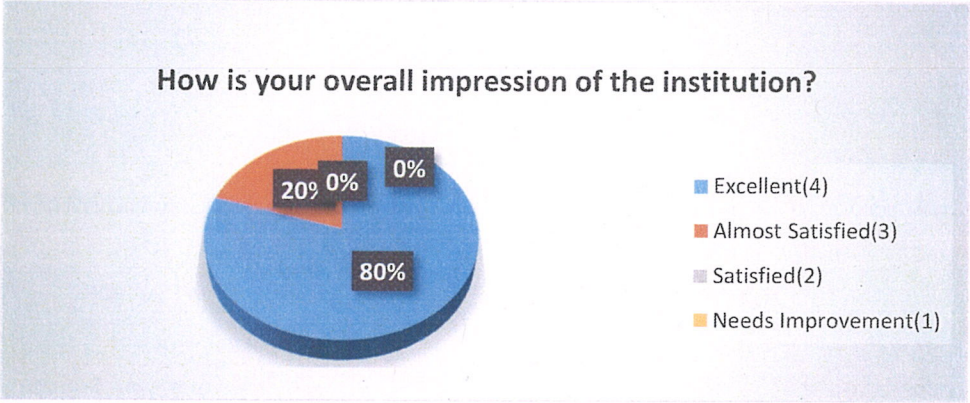
ACADEMIC YEAR: 2023 - 2024

Feedback from the Parents on academic curriculum and facilities of the institution was taken using a questionnaire to measure the following on a four-point Likert scale with the options of Excellent, Almost Satisfied, Satisfied and Needs Improvement. This survey is being conducted to determine the degree of parent satisfaction with the curriculum and facilities.

1	84% of Parents found standard of education offered by the wards' institution as excellent, 16% found it Almost Satisfied, 0% found it Satisfied and 0% rated it for Needs Improvement.										
	<p style="text-align: center;">How satisfied are you with the standard of education offered by your ward's institution?</p> <table border="1"> <caption>Parent Satisfaction with Standard of Education</caption> <thead> <tr> <th>Satisfaction Level</th> <th>Percentage</th> </tr> </thead> <tbody> <tr> <td>Excellent (4)</td> <td>84%</td> </tr> <tr> <td>Almost Satisfied (3)</td> <td>16%</td> </tr> <tr> <td>Satisfied (2)</td> <td>0%</td> </tr> <tr> <td>Needs Improvement (1)</td> <td>0%</td> </tr> </tbody> </table>	Satisfaction Level	Percentage	Excellent (4)	84%	Almost Satisfied (3)	16%	Satisfied (2)	0%	Needs Improvement (1)	0%
Satisfaction Level	Percentage										
Excellent (4)	84%										
Almost Satisfied (3)	16%										
Satisfied (2)	0%										
Needs Improvement (1)	0%										
2	72% of Parents found teaching methods and curriculum of the institution as excellent, 28% found it Almost Satisfied, 0% found it Satisfied and 0% rated it for Needs Improvement.										
	<p style="text-align: center;">How would you rate the teaching methods and curriculum provided by your child's institution?</p> <table border="1"> <caption>Parent Rating of Teaching Methods and Curriculum</caption> <thead> <tr> <th>Rating Level</th> <th>Percentage</th> </tr> </thead> <tbody> <tr> <td>Excellent (4)</td> <td>72%</td> </tr> <tr> <td>Almost Satisfied (3)</td> <td>28%</td> </tr> <tr> <td>Satisfied (2)</td> <td>0%</td> </tr> <tr> <td>Needs Improvement (1)</td> <td>0%</td> </tr> </tbody> </table>	Rating Level	Percentage	Excellent (4)	72%	Almost Satisfied (3)	28%	Satisfied (2)	0%	Needs Improvement (1)	0%
Rating Level	Percentage										
Excellent (4)	72%										
Almost Satisfied (3)	28%										
Satisfied (2)	0%										
Needs Improvement (1)	0%										

Principal

3	78% of Parents found curriculum alignment with current industry as excellent, 16% found it Almost Satisfied, 6% found it Satisfied and 0% rated it for Needs Improvement.															
	<p style="text-align: center;">How well does the curriculum align with current industry standards?</p>  <table border="1"> <thead> <tr> <th>Category</th> <th>Percentage</th> <th>Count</th> </tr> </thead> <tbody> <tr> <td>Excellent</td> <td>78%</td> <td>4</td> </tr> <tr> <td>Almost Satisfied</td> <td>16%</td> <td>3</td> </tr> <tr> <td>Satisfied</td> <td>6%</td> <td>2</td> </tr> <tr> <td>Needs Improvement</td> <td>0%</td> <td>1</td> </tr> </tbody> </table>	Category	Percentage	Count	Excellent	78%	4	Almost Satisfied	16%	3	Satisfied	6%	2	Needs Improvement	0%	1
Category	Percentage	Count														
Excellent	78%	4														
Almost Satisfied	16%	3														
Satisfied	6%	2														
Needs Improvement	0%	1														
4	76% of parents found faculty approachability to students as excellent, 24% found it Almost Satisfied, 0% found it Satisfied and 0% rated it for Needs Improvement.															
	<p style="text-align: center;">How would you rank the faculty's approachability to students??</p>  <table border="1"> <thead> <tr> <th>Category</th> <th>Percentage</th> <th>Count</th> </tr> </thead> <tbody> <tr> <td>Excellent</td> <td>76%</td> <td>4</td> </tr> <tr> <td>Almost Satisfied</td> <td>24%</td> <td>3</td> </tr> <tr> <td>Satisfied</td> <td>0%</td> <td>2</td> </tr> <tr> <td>Needs Improvement</td> <td>0%</td> <td>1</td> </tr> </tbody> </table>	Category	Percentage	Count	Excellent	76%	4	Almost Satisfied	24%	3	Satisfied	0%	2	Needs Improvement	0%	1
Category	Percentage	Count														
Excellent	76%	4														
Almost Satisfied	24%	3														
Satisfied	0%	2														
Needs Improvement	0%	1														
5	82% of parents found infrastructure and facilities excellent, 16% found it Almost Satisfied, 2% found it Satisfied and 0% rated it for Needs Improvement.															
	<p style="text-align: center;">How satisfied are you with the infrastructure and facilities (labs, classroom, library, canteen etc.)?</p>  <table border="1"> <thead> <tr> <th>Category</th> <th>Percentage</th> <th>Count</th> </tr> </thead> <tbody> <tr> <td>Excellent</td> <td>82%</td> <td>4</td> </tr> <tr> <td>Almost Satisfied</td> <td>16%</td> <td>3</td> </tr> <tr> <td>Satisfied</td> <td>2%</td> <td>2</td> </tr> <tr> <td>Needs Improvement</td> <td>0%</td> <td>1</td> </tr> </tbody> </table> <p style="text-align: right; color: purple;">Principal A.J. Institute of Engineering & Technology Mangaluru - 575 006</p>	Category	Percentage	Count	Excellent	82%	4	Almost Satisfied	16%	3	Satisfied	2%	2	Needs Improvement	0%	1
Category	Percentage	Count														
Excellent	82%	4														
Almost Satisfied	16%	3														
Satisfied	2%	2														
Needs Improvement	0%	1														

6	<p>72% of parents found extra curricular activities found in the institution excellent, 20% found it Almost Satisfied, 8% found it Satisfied and 0% rated it for Needs Improvement.</p>															
	<p style="text-align: center;">How satisfied are you with the extracurricular activities available in the institution?</p>  <table border="1"> <thead> <tr> <th>Satisfaction Level</th> <th>Percentage</th> <th>Count</th> </tr> </thead> <tbody> <tr> <td>Excellent</td> <td>72%</td> <td>4</td> </tr> <tr> <td>Almost Satisfied</td> <td>20%</td> <td>3</td> </tr> <tr> <td>Satisfied</td> <td>8%</td> <td>2</td> </tr> <tr> <td>Needs Improvement</td> <td>0%</td> <td>1</td> </tr> </tbody> </table>	Satisfaction Level	Percentage	Count	Excellent	72%	4	Almost Satisfied	20%	3	Satisfied	8%	2	Needs Improvement	0%	1
Satisfaction Level	Percentage	Count														
Excellent	72%	4														
Almost Satisfied	20%	3														
Satisfied	8%	2														
Needs Improvement	0%	1														
7	<p>74% of Parents found support services of the institution excellent, 20% found it Almost Satisfied, 6% found it Satisfied and 0% rated it for Needs Improvement.</p>															
	<p style="text-align: center;">How would you rate the support services offered by the institution, such as counselling, mentoring and placements?</p>  <table border="1"> <thead> <tr> <th>Satisfaction Level</th> <th>Percentage</th> <th>Count</th> </tr> </thead> <tbody> <tr> <td>Excellent</td> <td>74%</td> <td>4</td> </tr> <tr> <td>Almost Satisfied</td> <td>20%</td> <td>3</td> </tr> <tr> <td>Satisfied</td> <td>6%</td> <td>2</td> </tr> <tr> <td>Needs Improvement</td> <td>0%</td> <td>1</td> </tr> </tbody> </table>	Satisfaction Level	Percentage	Count	Excellent	74%	4	Almost Satisfied	20%	3	Satisfied	6%	2	Needs Improvement	0%	1
Satisfaction Level	Percentage	Count														
Excellent	74%	4														
Almost Satisfied	20%	3														
Satisfied	6%	2														
Needs Improvement	0%	1														
8	<p>80% of parents had overall impression as excellent, 20% found it Almost Satisfied, 0% found it Satisfied and 0% rated it for Needs Improvement.</p>															
	<p style="text-align: center;">How is your overall impression of the institution?</p>  <table border="1"> <thead> <tr> <th>Satisfaction Level</th> <th>Percentage</th> <th>Count</th> </tr> </thead> <tbody> <tr> <td>Excellent</td> <td>80%</td> <td>4</td> </tr> <tr> <td>Almost Satisfied</td> <td>20%</td> <td>3</td> </tr> <tr> <td>Satisfied</td> <td>0%</td> <td>2</td> </tr> <tr> <td>Needs Improvement</td> <td>0%</td> <td>1</td> </tr> </tbody> </table>	Satisfaction Level	Percentage	Count	Excellent	80%	4	Almost Satisfied	20%	3	Satisfied	0%	2	Needs Improvement	0%	1
Satisfaction Level	Percentage	Count														
Excellent	80%	4														
Almost Satisfied	20%	3														
Satisfied	0%	2														
Needs Improvement	0%	1														