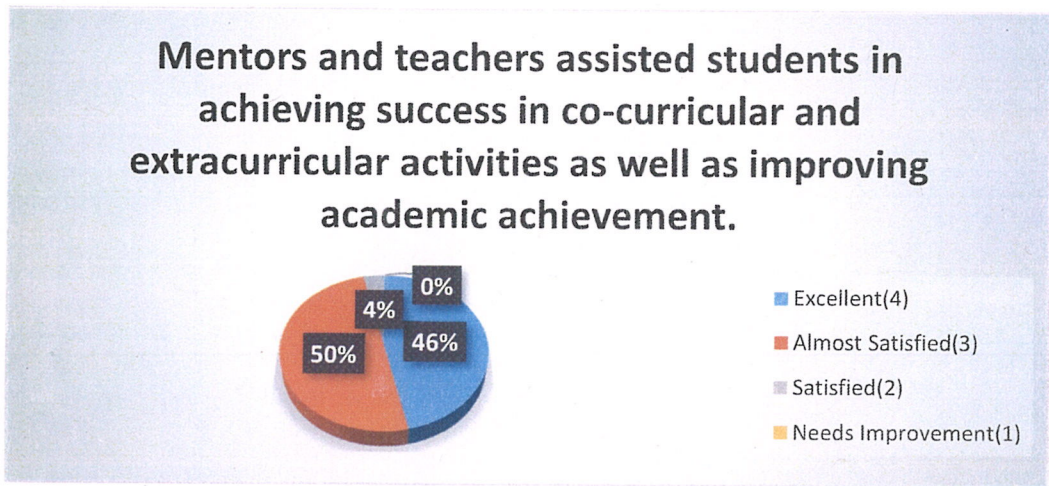


IMPACT ANALYSIS OF ALUMNI FEEDBACK

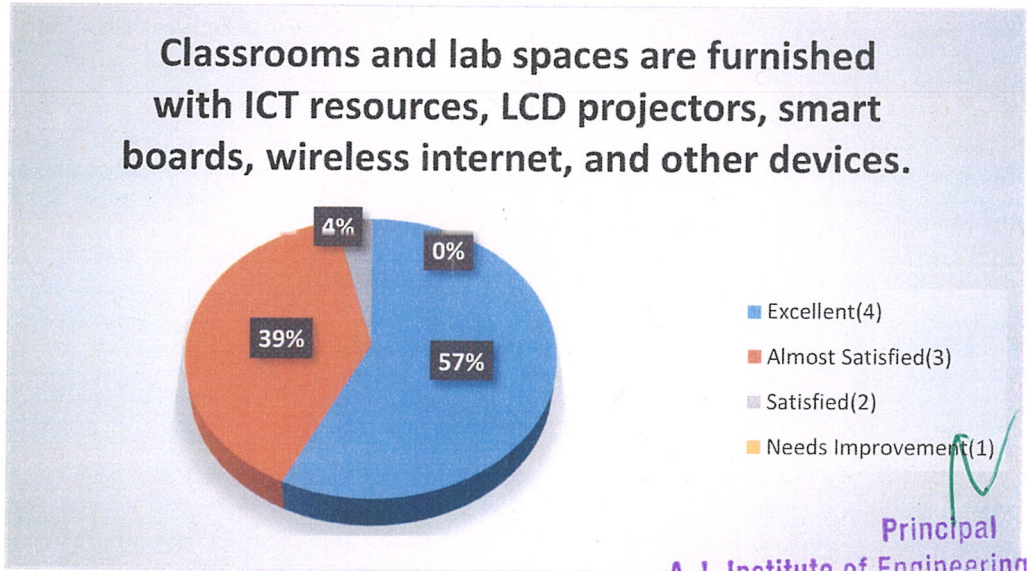
ACADEMIC YEAR: 2020 - 2021

Feedback from the Alumni on academic curriculum and facilities of the institution was taken using a questionnaire to measure the following on a four-point Likert scale with the options of Excellent, Almost Satisfied, Satisfied and Needs Improvement. This survey is being conducted to determine the degree of parent satisfaction with the curriculum and facilities.

1	46% of Alumni found Mentors and teachers assisted students in achieving success in co-curricular and extracurricular activities as well as improving academic achievement as excellent, 50% found it Almost Satisfied, 4% found it Satisfied and 0% rated it for Needs Improvement.
---	---

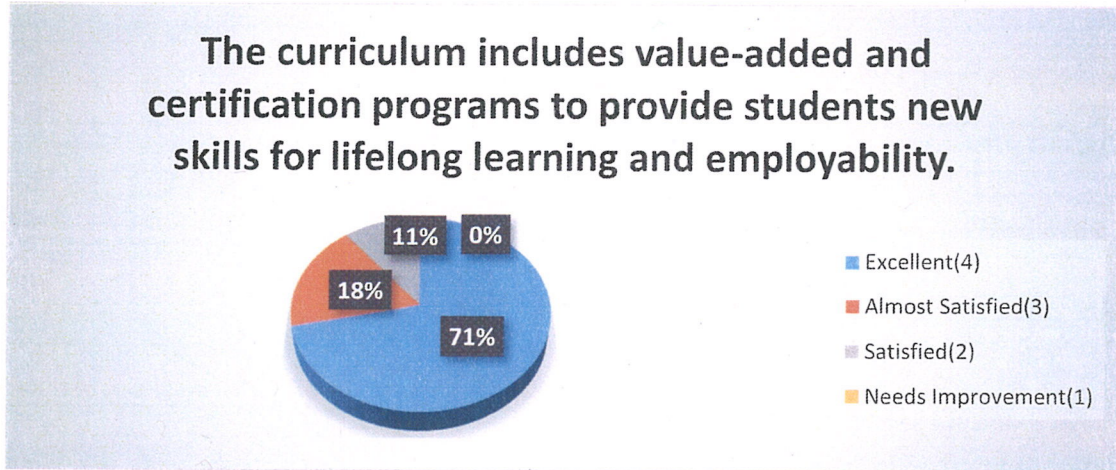


2	57% of alumni Classrooms and lab spaces are furnished with ICT resources, LCD projectors, smart boards, wireless internet, and other devices as excellent, 39% found it Almost Satisfied, 4% found it Satisfied and 0% rated it for Needs Improvement.
---	--

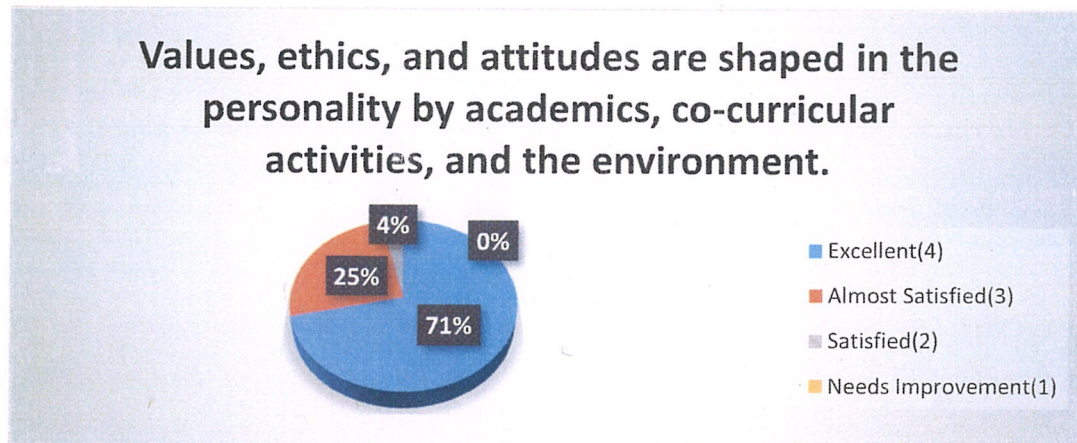


Principal
A.J. Institute of Engineering & Technology
Mangaluru - 575 006

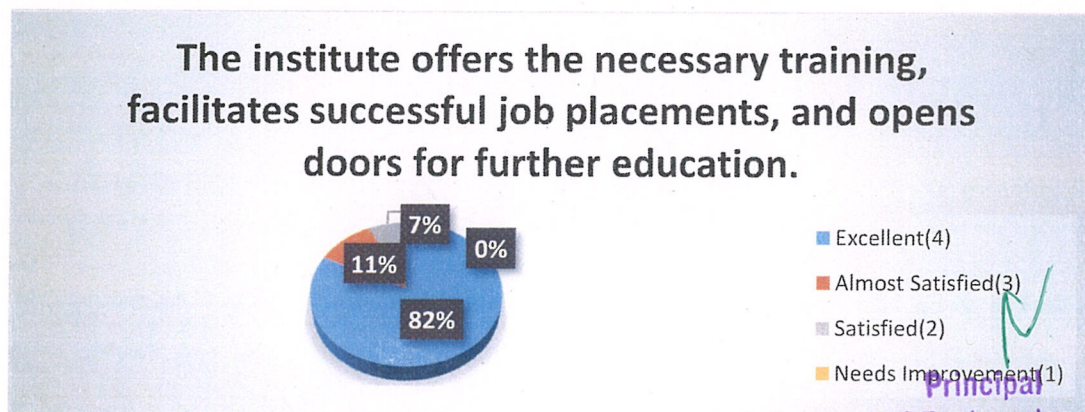
3 71% of Alumni found The curriculum includes value-added and certification programs to provide students new skills for lifelong learning and employability as excellent, 18% found it Almost Satisfied, 11% found it Satisfied and 0% rated it for Needs Improvement.

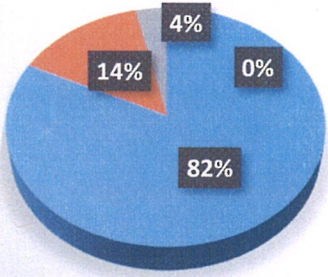
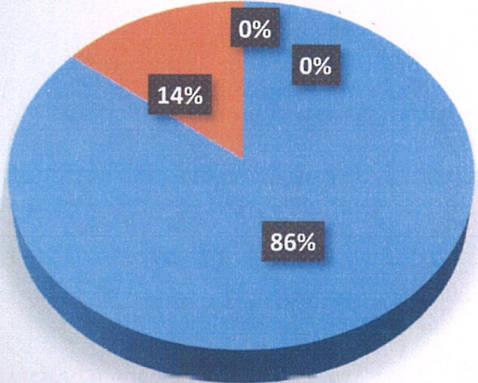


4 71% of alumni found Values, ethics, and attitudes are shaped in the personality by academics, co-curricular activities, and the environment as excellent, 25% found it Almost Satisfied, 4% found it Satisfied and 0% rated it for Needs Improvement.



5 82% of alumni found The institute offers the necessary training, facilitates successful job placements, and opens doors for further education as excellent, 11% found it Almost Satisfied, 7% found it Satisfied and 0% rated it for Needs Improvement.



<p>6</p>	<p>82% of alumni found Good library resources are available, including a vast collection of books, eBooks, and e-journals for research and self-study as excellent, 14% found it Almost Satisfied, 4% found it Satisfied and 0% rated it for Needs Improvement.</p> <div data-bbox="331 389 1302 987" data-label="Figure"> <p style="text-align: center;">Good library resources are available, including a vast collection of books, eBooks, and e-journals for research and self-study.</p>  <table border="1"> <thead> <tr> <th>Category</th> <th>Percentage</th> <th>Count</th> </tr> </thead> <tbody> <tr> <td>Excellent</td> <td>82%</td> <td>4</td> </tr> <tr> <td>Almost Satisfied</td> <td>14%</td> <td>3</td> </tr> <tr> <td>Satisfied</td> <td>4%</td> <td>2</td> </tr> <tr> <td>Needs Improvement</td> <td>0%</td> <td>1</td> </tr> </tbody> </table> </div>	Category	Percentage	Count	Excellent	82%	4	Almost Satisfied	14%	3	Satisfied	4%	2	Needs Improvement	0%	1
Category	Percentage	Count														
Excellent	82%	4														
Almost Satisfied	14%	3														
Satisfied	4%	2														
Needs Improvement	0%	1														
<p>7</p>	<p>86% of alumni found Campus that is green, clean, devoid of plastic, and environmentally friendly as excellent, 14% found it Almost Satisfied, 0% found it Satisfied and 0% rated it for Needs Improvement.</p> <div data-bbox="309 1178 1315 1783" data-label="Figure"> <p style="text-align: center;">Campus that is green, clean, devoid of plastic, and environmentally friendly</p>  <table border="1"> <thead> <tr> <th>Category</th> <th>Percentage</th> <th>Count</th> </tr> </thead> <tbody> <tr> <td>Excellent</td> <td>86%</td> <td>4</td> </tr> <tr> <td>Almost Satisfied</td> <td>14%</td> <td>3</td> </tr> <tr> <td>Satisfied</td> <td>0%</td> <td>2</td> </tr> <tr> <td>Needs Improvement</td> <td>0%</td> <td>1</td> </tr> </tbody> </table> </div>	Category	Percentage	Count	Excellent	86%	4	Almost Satisfied	14%	3	Satisfied	0%	2	Needs Improvement	0%	1
Category	Percentage	Count														
Excellent	86%	4														
Almost Satisfied	14%	3														
Satisfied	0%	2														
Needs Improvement	0%	1														



SUGGESTION & CORRECTIVE MEASURES REPORT ON ALUMNI FEEDBACK

ACADEMIC YEAR: 2020 – 2021

The Action Taken Report (ATR) on Alumni Feedback Analysis emerges from a questionnaire feedback taken from Alumni on curriculum and facilities of the institution. The percentage-wise breakdown of responses shows a clear benchmark for improvement, with questions pertaining to institutional growth and excellence.

Feedback Methodology: Feedback from the Alumni on academic curriculum and facilities of the institution was taken using a questionnaire to measure the following on a four-point Likert scale with the options of Excellent, Almost Satisfied, Satisfied and Needs Improvement. This survey is conducted to determine the degree of parents' satisfaction with the curriculum and facilities.

Feedback Analysis: The breakdown of Alumni responses in percentage, serves as a quantifiable representation of Alumni's participation in growth of the institution. This numerical analysis measures the Alumni's satisfaction about the facilities and constructive feedback on the curriculum. A benchmark of 85% has been set as standard for action, highlighting continuous improvement in academics and facilities. Based on the feedback responses given by Alumni, all the questions have rated 85% and above. However, some general observations and action are suggested for low scoring category.

- Alumni have scored low in teaching and mentor involvement in curricular and extra curricular activities. Hence suggestion given for periodic mentoring and teaching assessment by mentors and teachers.
- Alumni have scored Infrastructure and facilities (labs, classrooms, library, canteen) etc., low and hence suggestion for better equipped labs and classrooms given.
- Suggestion to motivate students to take up more industry oriented certification programs which would help in campus employability given

Principal

Principal

A.J. Institute of Engineering & Techno
Mangaluru - 575 006