
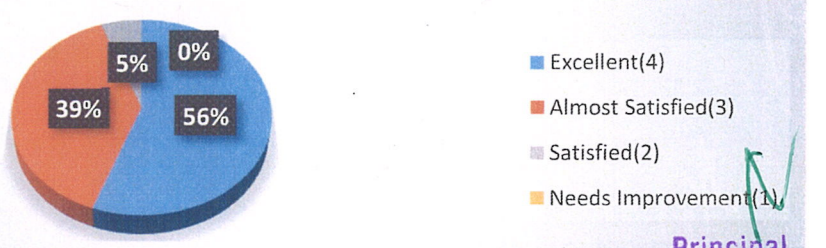


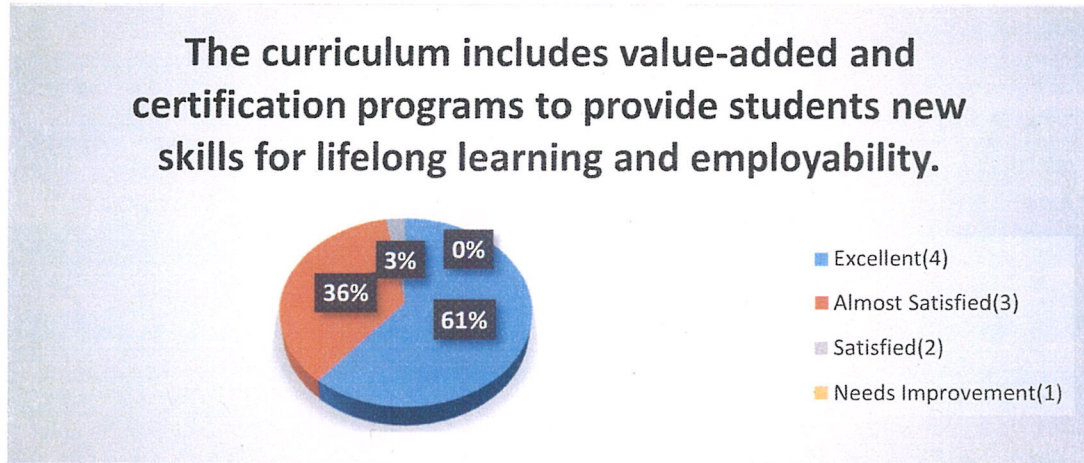
## IMPACT ANALYSIS OF ALUMNI FEEDBACK

### ACADEMIC YEAR: 2021 - 2022


Feedback from the Alumni on academic curriculum and facilities of the institution was taken using a questionnaire to measure the following on a four-point Likert scale with the options of Excellent, Almost Satisfied, Satisfied and Needs Improvement. This survey is being conducted to determine the degree of parent satisfaction with the curriculum and facilities.

1	<p>50% of Alumni found Mentors and teachers assisted students in achieving success in co-curricular and extracurricular activities as well as improving academic achievement as excellent, 42% found it Almost Satisfied, 8% found it Satisfied and 0% rated it for Needs Improvement.</p>															
	<p style="text-align: center;"><b>Mentors and teachers assisted students in achieving success in co-curricular and extracurricular activities as well as improving academic achievement.</b></p>  <table border="1"> <thead> <tr> <th>Satisfaction Level</th> <th>Percentage</th> <th>Count</th> </tr> </thead> <tbody> <tr> <td>Excellent</td> <td>50%</td> <td>4</td> </tr> <tr> <td>Almost Satisfied</td> <td>42%</td> <td>3</td> </tr> <tr> <td>Satisfied</td> <td>8%</td> <td>2</td> </tr> <tr> <td>Needs Improvement</td> <td>0%</td> <td>1</td> </tr> </tbody> </table>	Satisfaction Level	Percentage	Count	Excellent	50%	4	Almost Satisfied	42%	3	Satisfied	8%	2	Needs Improvement	0%	1
Satisfaction Level	Percentage	Count														
Excellent	50%	4														
Almost Satisfied	42%	3														
Satisfied	8%	2														
Needs Improvement	0%	1														
2	<p>56% of alumni Classrooms and lab spaces are furnished with ICT resources, LCD projectors, smart boards, wireless internet, and other devices as excellent, 39% found it Almost Satisfied, 5% found it Satisfied and 0% rated it for Needs Improvement.</p>															
	<p style="text-align: center;"><b>Classrooms and lab spaces are furnished with ICT resources, LCD projectors, smart boards, wireless internet, and other devices.</b></p>  <table border="1"> <thead> <tr> <th>Satisfaction Level</th> <th>Percentage</th> <th>Count</th> </tr> </thead> <tbody> <tr> <td>Excellent</td> <td>56%</td> <td>4</td> </tr> <tr> <td>Almost Satisfied</td> <td>39%</td> <td>3</td> </tr> <tr> <td>Satisfied</td> <td>5%</td> <td>2</td> </tr> <tr> <td>Needs Improvement</td> <td>0%</td> <td>1</td> </tr> </tbody> </table> <p style="text-align: right;">Principal A.J. Institute of Engineering &amp; Technology Mangaluru - 575 006</p>	Satisfaction Level	Percentage	Count	Excellent	56%	4	Almost Satisfied	39%	3	Satisfied	5%	2	Needs Improvement	0%	1
Satisfaction Level	Percentage	Count														
Excellent	56%	4														
Almost Satisfied	39%	3														
Satisfied	5%	2														
Needs Improvement	0%	1														

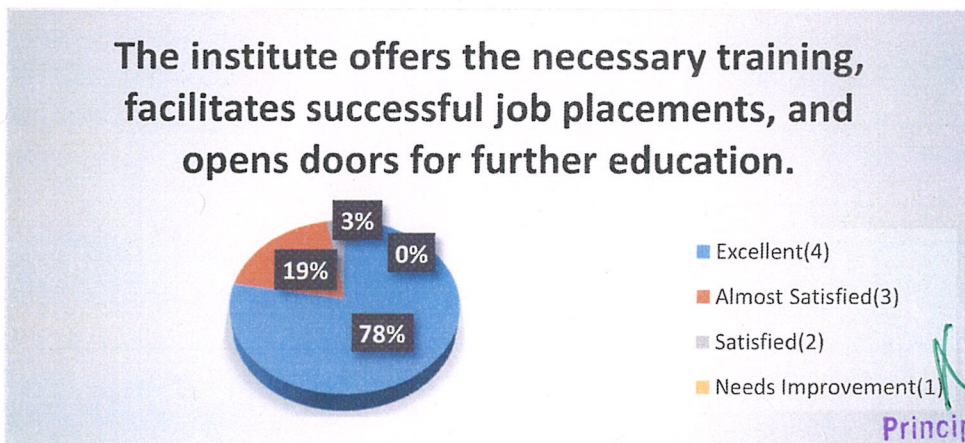
3 61% of Alumni found The curriculum includes value-added and certification programs to provide students new skills for lifelong learning and employability as excellent, 36% found it Almost Satisfied, 3% found it Satisfied and 0% rated it for Needs Improvement.



4 69% of alumni found Values, ethics, and attitudes are shaped in the personality by academics, co-curricular activities, and the environment as excellent, 28% found it Almost Satisfied, 3% found it Satisfied and 0% rated it for Needs Improvement.

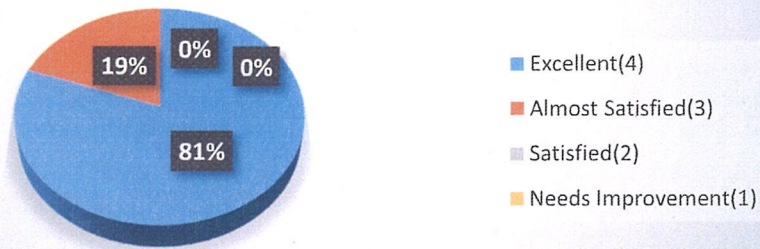


5 78% of alumni found The institute offers the necessary training, facilitates successful job placements, and opens doors for further education as excellent, 19% found it Almost Satisfied, 3% found it Satisfied and 0% rated it for Needs Improvement.



6 81% of alumni found Good library resources are available, including a vast collection of books, eBooks, and e-journals for research and self-study as excellent, 19% found it Almost Satisfied, 0% found it Satisfied and 0% rated it for Needs Improvement.

**Good library resources are available, including a vast collection of books, eBooks, and e-journals for research and self-study.**



7 89% of alumni found Campus that is green, clean, devoid of plastic, and environmentally friendly as excellent, 11% found it Almost Satisfied, 0% found it Satisfied and 0% rated it for Needs Improvement.

**Campus that is green, clean, devoid of plastic, and environmentally friendly**





**SUGGESTION & CORRECTIVE MEASURES REPORT ON  
ALUMNI FEEDBACK  
ACADEMIC YEAR: 2021 – 2022**

The Action Taken Report (ATR) on Alumni Feedback Analysis emerges from a questionnaire feedback taken from Alumni on curriculum and facilities of the institution. The percentage-wise breakdown of responses shows a clear benchmark for improvement, with questions pertaining to institutional growth and excellence.

**Feedback Methodology:** Feedback from the Alumni on academic curriculum and facilities of the institution was taken using a questionnaire to measure the following on a four-point Likert scale with the options of Excellent, Almost Satisfied, Satisfied and Needs Improvement. This survey is conducted to determine the degree of Alumni satisfaction with the curriculum and facilities.

**Feedback Analysis:** The breakdown of Alumni responses in percentage, serves as a quantifiable representation of Alumni's participation in growth of the institution. This numerical analysis measures the Alumni's satisfaction about the facilities and constructive feedback on the curriculum. A benchmark of 85% has been set as standard for action, highlighting continuous improvement in academics and facilities. Based on the feedback responses given by Alumni, all the questions have rated 85% and above. However, some general observations and action are suggested for low scoring category.

- Alumni have scored low in Infrastructure and facilities (labs, classrooms, library, canteen) etc and hence suggestion for modern equipped classrooms, library, labs etc. given.
- Suggestion to include additional certification and skill-based courses was given by alumni to improve overall academic growth of the students.
- Low rating given to mentor and teaching staff involvement in achieving academic and extracurricular activities. Hence suggestion given to include more extra curricular activities in the curriculum

Principal  
Principal

A.J. Institute of Engineering & Technol.  
Mangaluru - 575 006