

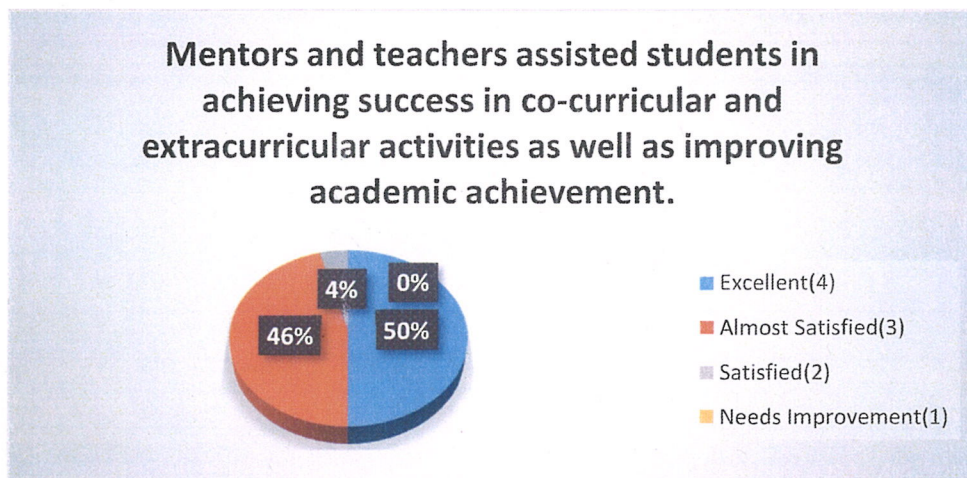


## IMPACT ANALYSIS OF ALUMNI FEEDBACK

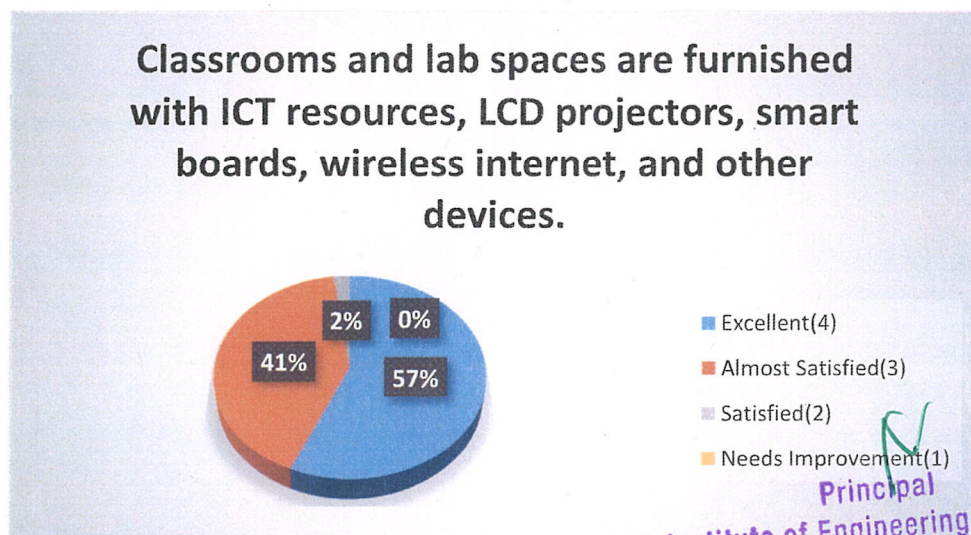
### ACADEMIC YEAR: 2022 - 2023

Feedback from the Alumni on academic curriculum and facilities of the institution was taken using a questionnaire to measure the following on a four-point Likert scale with the options of Excellent, Almost Satisfied, Satisfied and Needs Improvement. This survey is being conducted to determine the degree of parent satisfaction with the curriculum and facilities.

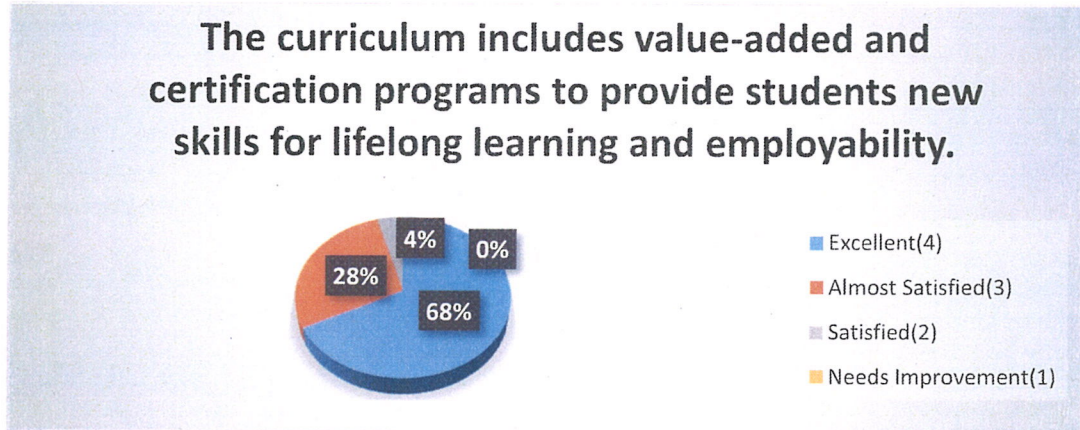
1	50% of Alumni found Mentors and teachers assisted students in achieving success in co-curricular and extracurricular activities as well as improving academic achievement as excellent, 46% found it Almost Satisfied, 4% found it Satisfied and 0% rated it for Needs Improvement.
---	---




2	57% of alumni Classrooms and lab spaces are furnished with ICT resources, LCD projectors, smart boards, wireless internet, and other devices as excellent, 41% found it Almost Satisfied, 2% found it Satisfied and 0% rated it for Needs Improvement.
---	--



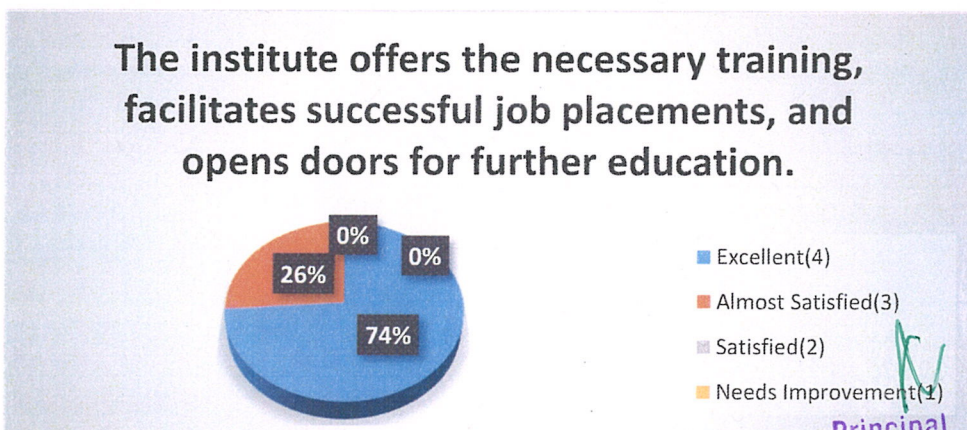
3 68% of Alumni found The curriculum includes value-added and certification programs to provide students new skills for lifelong learning and employability as excellent, 28% found it Almost Satisfied, 4% found it Satisfied and 0% rated it for Needs Improvement.



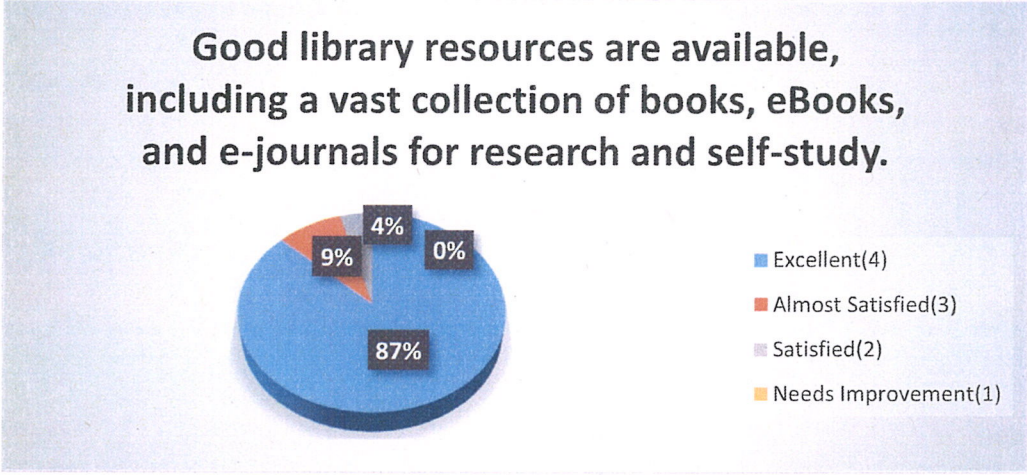
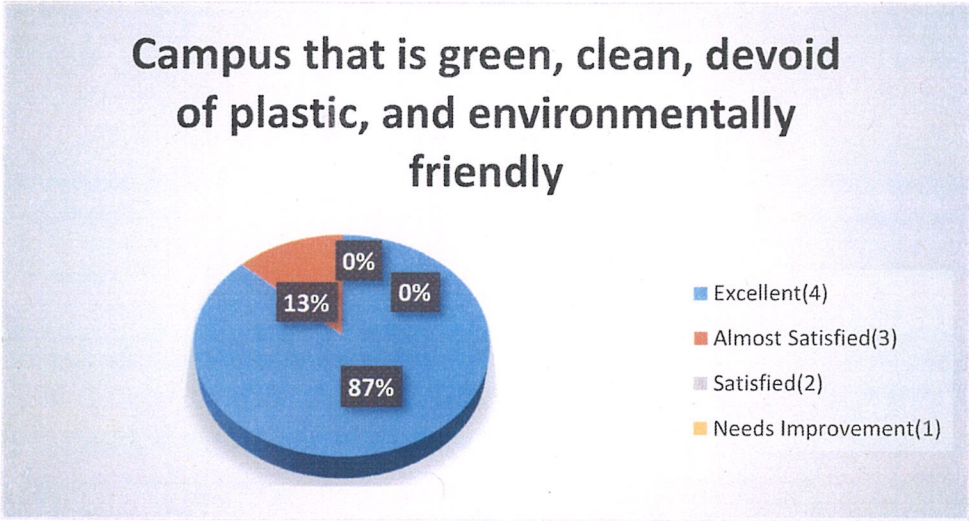
4 72% of alumni found Values, ethics, and attitudes are shaped in the personality by academics, co-curricular activities, and the environment as excellent, 26% found it Almost Satisfied, 2% found it Satisfied and 0% rated it for Needs Improvement.



5 74% of alumni found The institute offers the necessary training, facilitates successful job placements, and opens doors for further education as excellent, 26% found it Almost Satisfied, 0% found it Satisfied and 0% rated it for Needs Improvement.





6	87% of alumni found Good library resources are available, including a vast collection of books, eBooks, and e-journals for research and self-study as excellent, 9% found it Almost Satisfied, 4% found it Satisfied and 0% rated it for Needs Improvement.															
	<p style="text-align: center;"><b>Good library resources are available, including a vast collection of books, eBooks, and e-journals for research and self-study.</b></p>  <table border="1"><thead><tr><th>Category</th><th>Percentage</th><th>Count</th></tr></thead><tbody><tr><td>Excellent</td><td>87%</td><td>4</td></tr><tr><td>Almost Satisfied</td><td>9%</td><td>3</td></tr><tr><td>Satisfied</td><td>4%</td><td>2</td></tr><tr><td>Needs Improvement</td><td>0%</td><td>1</td></tr></tbody></table>	Category	Percentage	Count	Excellent	87%	4	Almost Satisfied	9%	3	Satisfied	4%	2	Needs Improvement	0%	1
Category	Percentage	Count														
Excellent	87%	4														
Almost Satisfied	9%	3														
Satisfied	4%	2														
Needs Improvement	0%	1														
7	87% of alumni found Campus that is green, clean, devoid of plastic, and environmentally friendly as excellent, 13% found it Almost Satisfied, 0% found it Satisfied and 0% rated it for Needs Improvement.															
	<p style="text-align: center;"><b>Campus that is green, clean, devoid of plastic, and environmentally friendly</b></p>  <table border="1"><thead><tr><th>Category</th><th>Percentage</th><th>Count</th></tr></thead><tbody><tr><td>Excellent</td><td>87%</td><td>4</td></tr><tr><td>Almost Satisfied</td><td>13%</td><td>3</td></tr><tr><td>Satisfied</td><td>0%</td><td>2</td></tr><tr><td>Needs Improvement</td><td>0%</td><td>1</td></tr></tbody></table>	Category	Percentage	Count	Excellent	87%	4	Almost Satisfied	13%	3	Satisfied	0%	2	Needs Improvement	0%	1
Category	Percentage	Count														
Excellent	87%	4														
Almost Satisfied	13%	3														
Satisfied	0%	2														
Needs Improvement	0%	1														

Principal

Principal

A.J. Institute of Engineering & Technology  
Mangaluru - 575 006