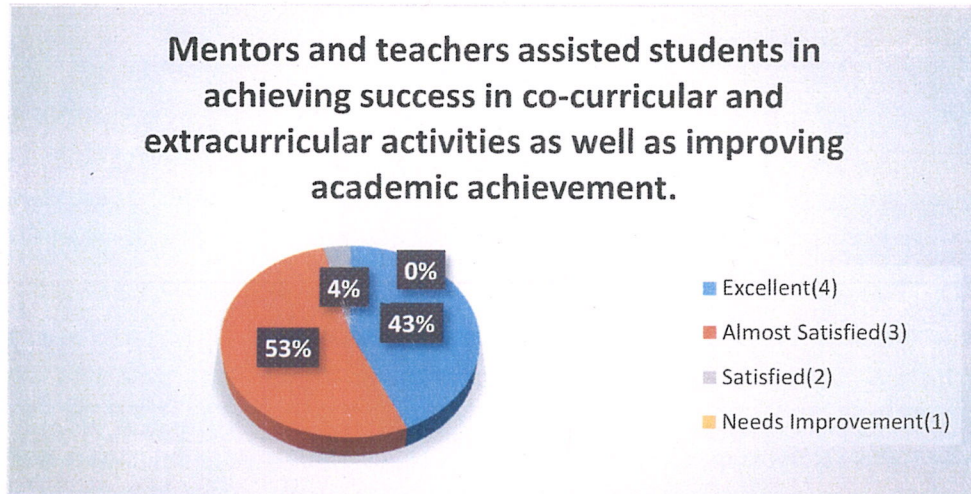


IMPACT ANALYSIS OF ALUMNI FEEDBACK

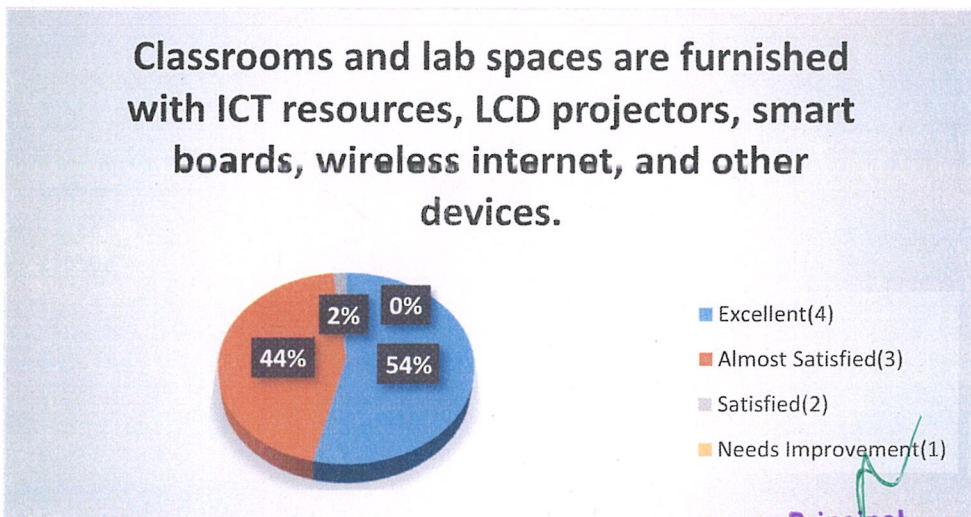
ACADEMIC YEAR: 2023 - 2024

Feedback from the Alumni on academic curriculum and facilities of the institution was taken using a questionnaire to measure the following on a four-point Likert scale with the options of Excellent, Almost Satisfied, Satisfied and Needs Improvement. This survey is being conducted to determine the degree of alumni satisfaction with the curriculum and facilities.

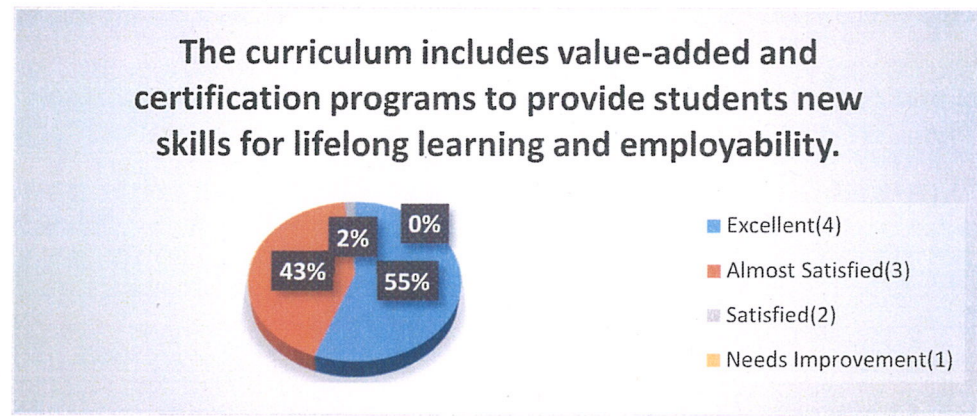
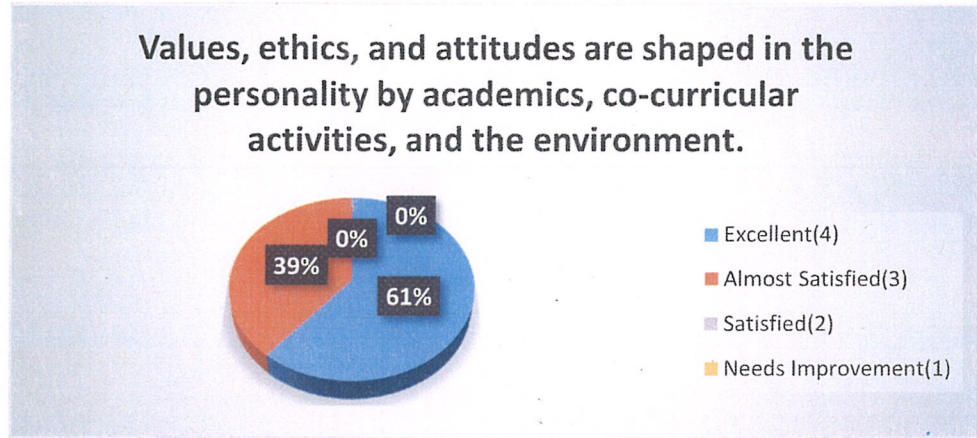
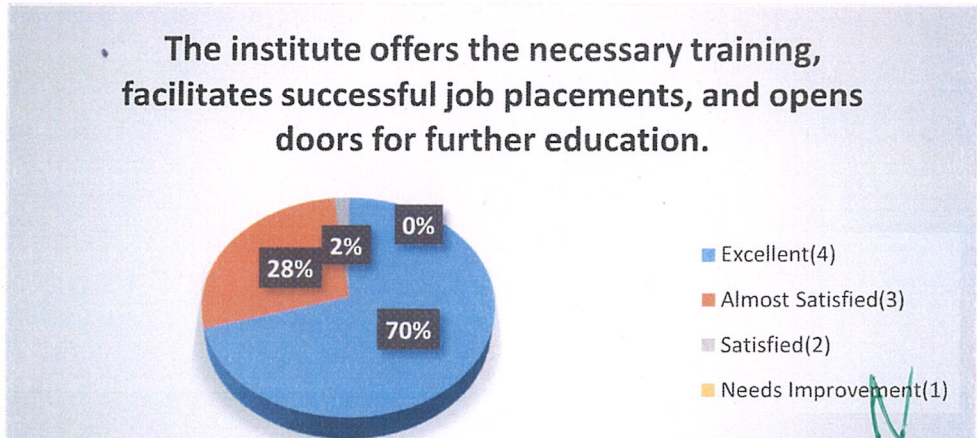
1 43% of Alumni found Mentors and teachers assisted students in achieving success in co-curricular and extracurricular activities as well as improving academic achievement as excellent, 53% found it Almost Satisfied, 4% found it Satisfied and 0% rated it for Needs Improvement.



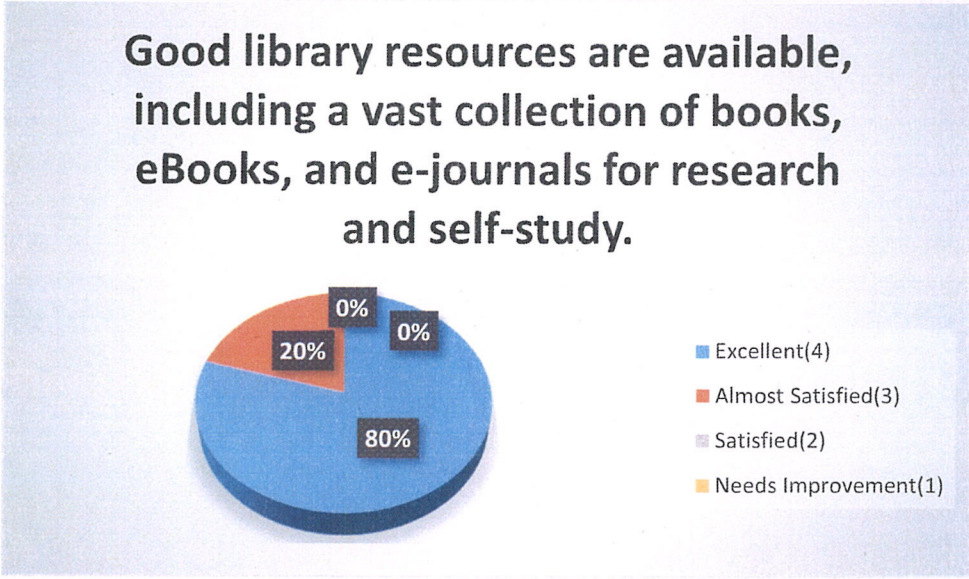
2 54% of alumni Classrooms and lab spaces are furnished with ICT resources, LCD projectors, smart boards, wireless internet, and other devices as excellent, 44% found it Almost Satisfied, 2% found it Satisfied and 0% rated it for Needs Improvement.



Principal

3	<p>55% of Alumni found The curriculum includes value-added and certification programs to provide students new skills for lifelong learning and employability as excellent, 43% found it Almost Satisfied, 2% found it Satisfied and 0% rated it for Needs Improvement.</p>															
	<p style="text-align: center;">The curriculum includes value-added and certification programs to provide students new skills for lifelong learning and employability.</p>  <table border="1"> <thead> <tr> <th>Category</th> <th>Percentage</th> <th>Count</th> </tr> </thead> <tbody> <tr> <td>Excellent</td> <td>55%</td> <td>4</td> </tr> <tr> <td>Almost Satisfied</td> <td>43%</td> <td>3</td> </tr> <tr> <td>Satisfied</td> <td>2%</td> <td>2</td> </tr> <tr> <td>Needs Improvement</td> <td>0%</td> <td>1</td> </tr> </tbody> </table>	Category	Percentage	Count	Excellent	55%	4	Almost Satisfied	43%	3	Satisfied	2%	2	Needs Improvement	0%	1
Category	Percentage	Count														
Excellent	55%	4														
Almost Satisfied	43%	3														
Satisfied	2%	2														
Needs Improvement	0%	1														
4	<p>61% of alumni found Values, ethics, and attitudes are shaped in the personality by academics, co-curricular activities, and the environment as excellent, 39% found it Almost Satisfied, 0% found it Satisfied and 0% rated it for Needs Improvement.</p>															
	<p style="text-align: center;">Values, ethics, and attitudes are shaped in the personality by academics, co-curricular activities, and the environment.</p>  <table border="1"> <thead> <tr> <th>Category</th> <th>Percentage</th> <th>Count</th> </tr> </thead> <tbody> <tr> <td>Excellent</td> <td>61%</td> <td>4</td> </tr> <tr> <td>Almost Satisfied</td> <td>39%</td> <td>3</td> </tr> <tr> <td>Satisfied</td> <td>0%</td> <td>2</td> </tr> <tr> <td>Needs Improvement</td> <td>0%</td> <td>1</td> </tr> </tbody> </table>	Category	Percentage	Count	Excellent	61%	4	Almost Satisfied	39%	3	Satisfied	0%	2	Needs Improvement	0%	1
Category	Percentage	Count														
Excellent	61%	4														
Almost Satisfied	39%	3														
Satisfied	0%	2														
Needs Improvement	0%	1														
5	<p>70% of alumni found The institute offers the necessary training, facilitates successful job placements, and opens doors for further education as excellent, 28% found it Almost Satisfied, 2% found it Satisfied and 0% rated it for Needs Improvement.</p>															
	<p style="text-align: center;">The institute offers the necessary training, facilitates successful job placements, and opens doors for further education.</p>  <table border="1"> <thead> <tr> <th>Category</th> <th>Percentage</th> <th>Count</th> </tr> </thead> <tbody> <tr> <td>Excellent</td> <td>70%</td> <td>4</td> </tr> <tr> <td>Almost Satisfied</td> <td>28%</td> <td>3</td> </tr> <tr> <td>Satisfied</td> <td>2%</td> <td>2</td> </tr> <tr> <td>Needs Improvement</td> <td>0%</td> <td>1</td> </tr> </tbody> </table> <p style="text-align: right;">Principal A.J. Institute of Engineering & Technology Mangaluru - 575 006</p>	Category	Percentage	Count	Excellent	70%	4	Almost Satisfied	28%	3	Satisfied	2%	2	Needs Improvement	0%	1
Category	Percentage	Count														
Excellent	70%	4														
Almost Satisfied	28%	3														
Satisfied	2%	2														
Needs Improvement	0%	1														

6 80% of alumni found Good library resources are available, including a vast collection of books, eBooks, and e-journals for research and self-study as excellent, 20% found it Almost Satisfied, 0% found it Satisfied and 0% rated it for Needs Improvement.



7 87% of alumni found Campus that is green, clean, devoid of plastic, and environmentally friendly as excellent, 13% found it Almost Satisfied, 0% found it Satisfied and 0% rated it for Needs Improvement.

