

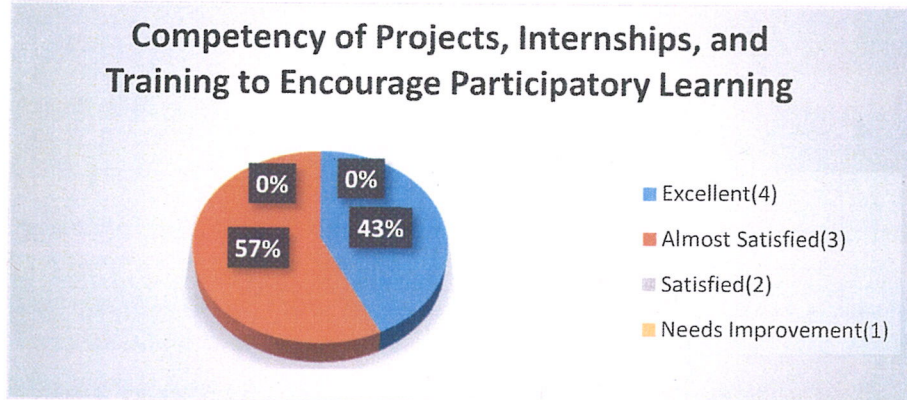
IMPACT ANALYSIS OF EMPLOYER FEEDBACK

ACADEMIC YEAR: 2019 - 2020

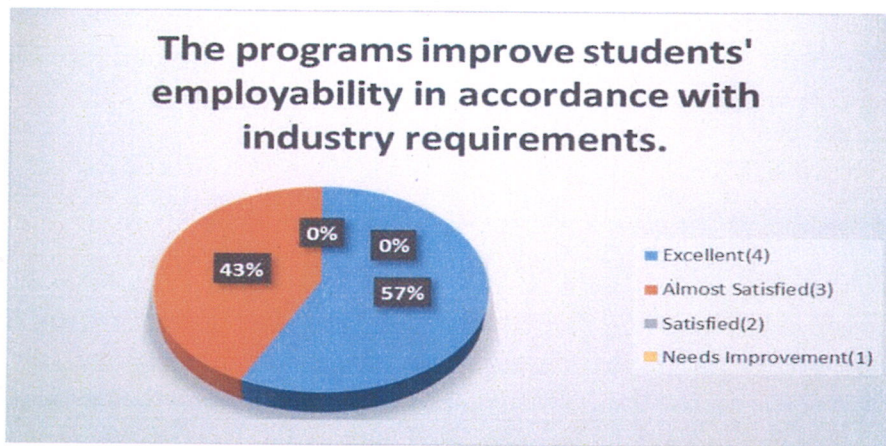
Feedback from the Employer on academic curriculum and facilities of the institution was taken using a questionnaire to measure the following on a four-point Likert scale with the options of Excellent, Almost Satisfied, Satisfied and Needs Improvement. This survey is being conducted to determine the degree of parent satisfaction with the curriculum and facilities.

| 1 | 29% of Employer found that course syllabus offered by the ward's institution as excellent, 71% found it Almost Satisfied, 0% found it Satisfied and 0% rated it for Needs Improvement. | | | | | | | | | | | | | | | |
|-------------------|--|----------|------------|-------|-----------|-----|---|------------------|-----|---|-----------|----|---|-------------------|----|---|
| | <div data-bbox="347 898 1289 1339" data-label="Figure"> <p style="text-align: center;">Course syllabus updated to reflect current requirements</p> <table border="1"> <thead> <tr> <th>Category</th> <th>Percentage</th> <th>Count</th> </tr> </thead> <tbody> <tr> <td>Excellent</td> <td>29%</td> <td>4</td> </tr> <tr> <td>Almost Satisfied</td> <td>71%</td> <td>3</td> </tr> <tr> <td>Satisfied</td> <td>0%</td> <td>2</td> </tr> <tr> <td>Needs Improvement</td> <td>0%</td> <td>1</td> </tr> </tbody> </table> </div> | Category | Percentage | Count | Excellent | 29% | 4 | Almost Satisfied | 71% | 3 | Satisfied | 0% | 2 | Needs Improvement | 0% | 1 |
| Category | Percentage | Count | | | | | | | | | | | | | | |
| Excellent | 29% | 4 | | | | | | | | | | | | | | |
| Almost Satisfied | 71% | 3 | | | | | | | | | | | | | | |
| Satisfied | 0% | 2 | | | | | | | | | | | | | | |
| Needs Improvement | 0% | 1 | | | | | | | | | | | | | | |
| 2 | 29% of Employer found curriculum implementation of the institution as excellent, 71% found it Almost Satisfied, 0% found it Satisfied and 0% rated it for Needs Improvement. | | | | | | | | | | | | | | | |
| | <div data-bbox="379 1581 1246 2040" data-label="Figure"> <p style="text-align: center;">Curriculum implementation to improve skill development</p> <table border="1"> <thead> <tr> <th>Category</th> <th>Percentage</th> <th>Count</th> </tr> </thead> <tbody> <tr> <td>Excellent</td> <td>29%</td> <td>4</td> </tr> <tr> <td>Almost Satisfied</td> <td>71%</td> <td>3</td> </tr> <tr> <td>Satisfied</td> <td>0%</td> <td>2</td> </tr> <tr> <td>Needs Improvement</td> <td>0%</td> <td>1</td> </tr> </tbody> </table> </div> <div data-bbox="954 1960 1485 2152" data-label="Text"> <p style="text-align: right;">Principal A.J. Institute of Engineering & Technology Mangaturu - 575 006</p> </div> | Category | Percentage | Count | Excellent | 29% | 4 | Almost Satisfied | 71% | 3 | Satisfied | 0% | 2 | Needs Improvement | 0% | 1 |
| Category | Percentage | Count | | | | | | | | | | | | | | |
| Excellent | 29% | 4 | | | | | | | | | | | | | | |
| Almost Satisfied | 71% | 3 | | | | | | | | | | | | | | |
| Satisfied | 0% | 2 | | | | | | | | | | | | | | |
| Needs Improvement | 0% | 1 | | | | | | | | | | | | | | |

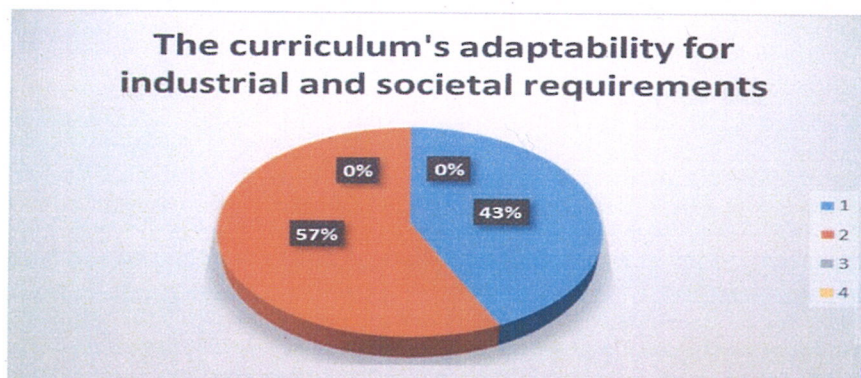
3 43% of Employer found competency of Projects, Internships, and Training to Encourage Participatory Learning as excellent, 57% found it Almost Satisfied, 0% found it Satisfied and 0% rated it for Needs Improvement.



4 57% of Employer found the programs improve students' employability in accordance with industry requirements to students as excellent, 43% found it Almost Satisfied, 0% found it Satisfied and 0% rated it for Needs Improvement.

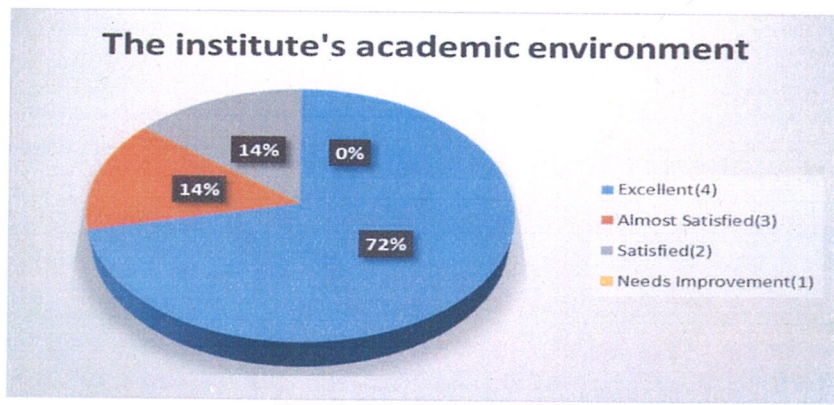
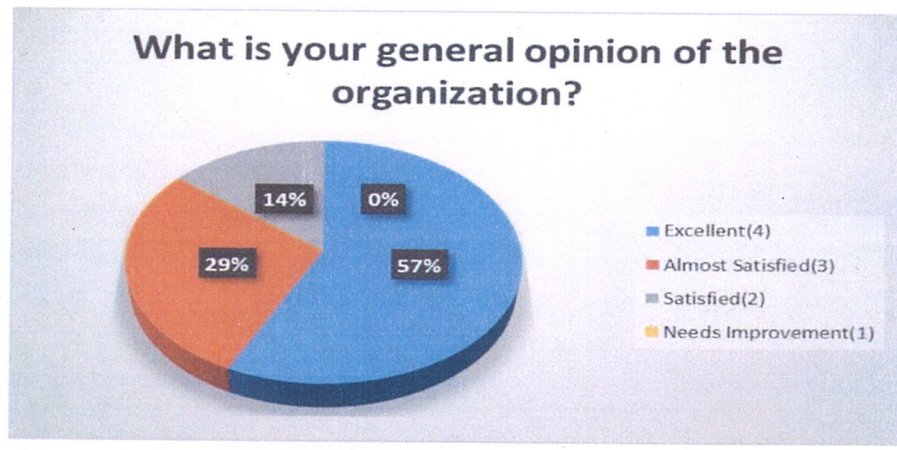


5 43% of Employer found curriculum's adaptability for industrial and societal requirements excellent, 57% found it Almost Satisfied, 0% found it Satisfied and 0% rated it for Needs Improvement.



Principal



| 6 | 72% of Employer found the institute's academic environment found as excellent, 14% found it Almost Satisfied, 14% found it Satisfied and 0% rated it for Needs Improvement. | | | | | | | | | | | | | | | |
|-------------------|---|----------|------------|-------|-----------|-----|---|------------------|-----|---|-----------|-----|---|-------------------|----|---|
| |  <p>The institute's academic environment</p> <table border="1"><thead><tr><th>Category</th><th>Percentage</th><th>Count</th></tr></thead><tbody><tr><td>Excellent</td><td>72%</td><td>4</td></tr><tr><td>Almost Satisfied</td><td>14%</td><td>3</td></tr><tr><td>Satisfied</td><td>14%</td><td>2</td></tr><tr><td>Needs Improvement</td><td>0%</td><td>1</td></tr></tbody></table> | Category | Percentage | Count | Excellent | 72% | 4 | Almost Satisfied | 14% | 3 | Satisfied | 14% | 2 | Needs Improvement | 0% | 1 |
| Category | Percentage | Count | | | | | | | | | | | | | | |
| Excellent | 72% | 4 | | | | | | | | | | | | | | |
| Almost Satisfied | 14% | 3 | | | | | | | | | | | | | | |
| Satisfied | 14% | 2 | | | | | | | | | | | | | | |
| Needs Improvement | 0% | 1 | | | | | | | | | | | | | | |
| 7 | 57% of Employer found general opinion of the institution excellent, 29% found it Almost Satisfied, 14% found it Satisfied and 0% rated it for Needs Improvement. | | | | | | | | | | | | | | | |
| |  <p>What is your general opinion of the organization?</p> <table border="1"><thead><tr><th>Category</th><th>Percentage</th><th>Count</th></tr></thead><tbody><tr><td>Excellent</td><td>57%</td><td>4</td></tr><tr><td>Almost Satisfied</td><td>29%</td><td>3</td></tr><tr><td>Satisfied</td><td>14%</td><td>2</td></tr><tr><td>Needs Improvement</td><td>0%</td><td>1</td></tr></tbody></table> | Category | Percentage | Count | Excellent | 57% | 4 | Almost Satisfied | 29% | 3 | Satisfied | 14% | 2 | Needs Improvement | 0% | 1 |
| Category | Percentage | Count | | | | | | | | | | | | | | |
| Excellent | 57% | 4 | | | | | | | | | | | | | | |
| Almost Satisfied | 29% | 3 | | | | | | | | | | | | | | |
| Satisfied | 14% | 2 | | | | | | | | | | | | | | |
| Needs Improvement | 0% | 1 | | | | | | | | | | | | | | |

Principal

Principal
A.J. Institute of Engineering & Technology
Mangaluru - 575 006