



## IMPACT ANALYSIS OF EMPLOYER FEEDBACK

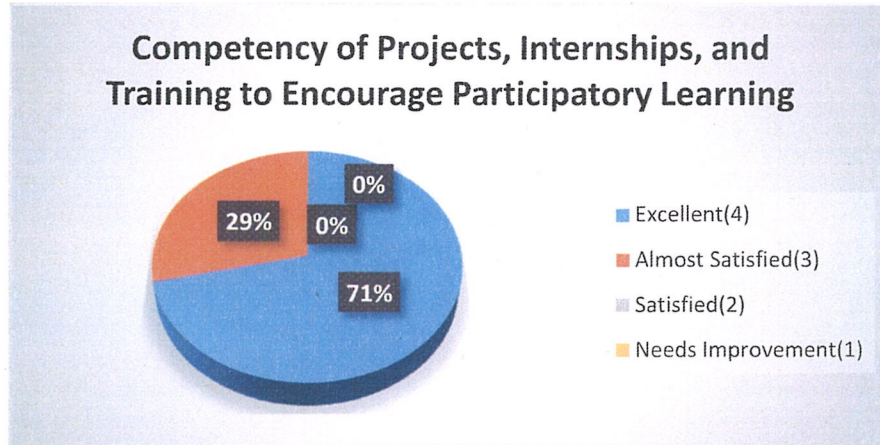
### ACADEMIC YEAR: 2021 - 2022

Feedback from the Employer on academic curriculum and facilities of the institution was taken using a questionnaire to measure the following on a four-point Likert scale with the options of Excellent, Almost Satisfied, Satisfied and Needs Improvement. This survey is being conducted to determine the degree of parent satisfaction with the curriculum and facilities.

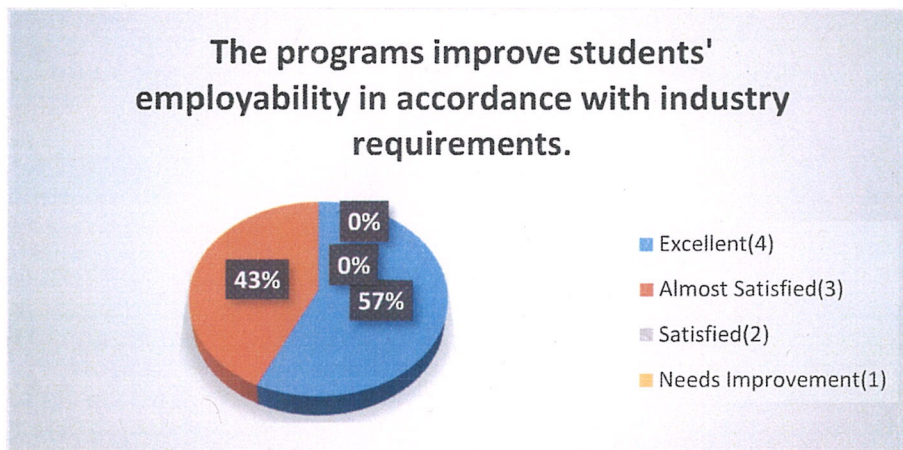
1	57% of Employer found that course syllabus offered by the ward's institution as excellent, 43% found it Almost Satisfied, 0% found it Satisfied and 0% rated it for Needs Improvement.										
	<p style="text-align: center;"><b>Course syllabus updated to reflect current requirements</b></p> <table border="1"><thead><tr><th>Category</th><th>Percentage</th></tr></thead><tbody><tr><td>Excellent(4)</td><td>57%</td></tr><tr><td>Almost Satisfied(3)</td><td>43%</td></tr><tr><td>Satisfied(2)</td><td>0%</td></tr><tr><td>Needs Improvement(1)</td><td>0%</td></tr></tbody></table>	Category	Percentage	Excellent(4)	57%	Almost Satisfied(3)	43%	Satisfied(2)	0%	Needs Improvement(1)	0%
Category	Percentage										
Excellent(4)	57%										
Almost Satisfied(3)	43%										
Satisfied(2)	0%										
Needs Improvement(1)	0%										
2	57% of Employer found curriculum implementation of the institution as excellent, 43% found it Almost Satisfied, 0% found it Satisfied and 0% rated it for Needs Improvement.										
	<p style="text-align: center;"><b>Curriculum implementation to improve skill development</b></p> <table border="1"><thead><tr><th>Category</th><th>Percentage</th></tr></thead><tbody><tr><td>Excellent(4)</td><td>57%</td></tr><tr><td>Almost Satisfied(3)</td><td>43%</td></tr><tr><td>Satisfied(2)</td><td>0%</td></tr><tr><td>Needs Improvement(1)</td><td>0%</td></tr></tbody></table> <p style="text-align: right;"><b>Principal</b> <b>A.J. Institute of Engineering &amp; Technology</b> <b>Mangaluru - 575 006</b></p>	Category	Percentage	Excellent(4)	57%	Almost Satisfied(3)	43%	Satisfied(2)	0%	Needs Improvement(1)	0%
Category	Percentage										
Excellent(4)	57%										
Almost Satisfied(3)	43%										
Satisfied(2)	0%										
Needs Improvement(1)	0%										



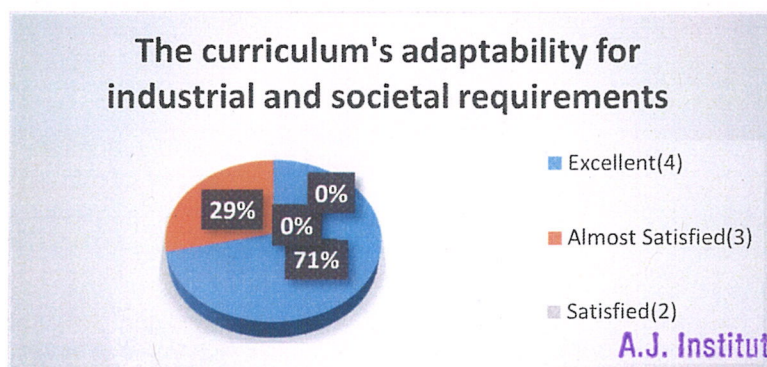
3 71% of Employer found competency of Projects, Internships, and Training to Encourage Participatory Learning as excellent, 29% found it Almost Satisfied, 0% found it Satisfied and 0% rated it for Needs Improvement.



4 57% of Employer found the programs improve students' employability in accordance with industry requirements to students as excellent, 43% found it Almost Satisfied, 0% found it Satisfied and 0% rated it for Needs Improvement.



5 71% of Employer found curriculum's adaptability for industrial and societal requirements excellent, 29% found it Almost Satisfied, 0% found it Satisfied and 0% rated it for Needs Improvement.





# AJ INSTITUTE OF ENGINEERING & TECHNOLOGY

A Unit of Laxmi Memorial Education Trust

(Approved by AICTE, New Delhi, Affiliated to Visvesvaraya Technological University, Belgavi)

6	57% of Employer found the institute's academic environment found as excellent, 43% found it Almost Satisfied, 0% found it Satisfied and 0% rated it for Needs Improvement.															
	<p style="text-align: center;"><b>The institute's academic environment</b></p> <table border="1"><thead><tr><th>Category</th><th>Percentage</th><th>Count</th></tr></thead><tbody><tr><td>Excellent</td><td>57%</td><td>4</td></tr><tr><td>Almost Satisfied</td><td>43%</td><td>3</td></tr><tr><td>Satisfied</td><td>0%</td><td>2</td></tr><tr><td>Needs Improvement</td><td>0%</td><td>1</td></tr></tbody></table>	Category	Percentage	Count	Excellent	57%	4	Almost Satisfied	43%	3	Satisfied	0%	2	Needs Improvement	0%	1
Category	Percentage	Count														
Excellent	57%	4														
Almost Satisfied	43%	3														
Satisfied	0%	2														
Needs Improvement	0%	1														
7	71% of Employer found general opinion of the institution excellent, 29% found it Almost Satisfied, 0% found it Satisfied and 0% rated it for Needs Improvement.															
	<p style="text-align: center;"><b>What is your general opinion of the organization?</b></p> <table border="1"><thead><tr><th>Category</th><th>Percentage</th><th>Count</th></tr></thead><tbody><tr><td>Excellent</td><td>71%</td><td>4</td></tr><tr><td>Almost Satisfied</td><td>29%</td><td>3</td></tr><tr><td>Satisfied</td><td>0%</td><td>2</td></tr><tr><td>Needs Improvement</td><td>0%</td><td>1</td></tr></tbody></table>	Category	Percentage	Count	Excellent	71%	4	Almost Satisfied	29%	3	Satisfied	0%	2	Needs Improvement	0%	1
Category	Percentage	Count														
Excellent	71%	4														
Almost Satisfied	29%	3														
Satisfied	0%	2														
Needs Improvement	0%	1														

**Principal**

Principal

A.J. Institute of Engineering & Technology  
Mangaluru - 575 006