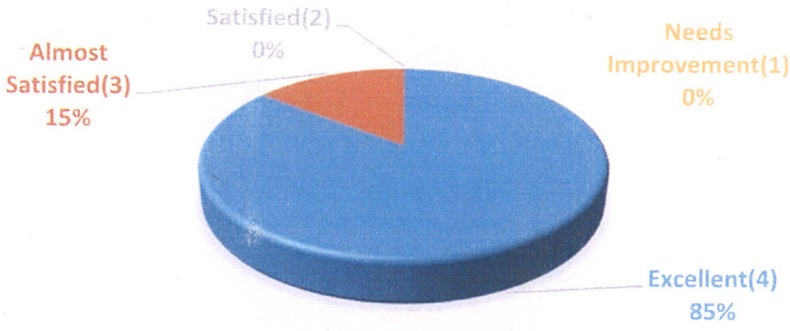
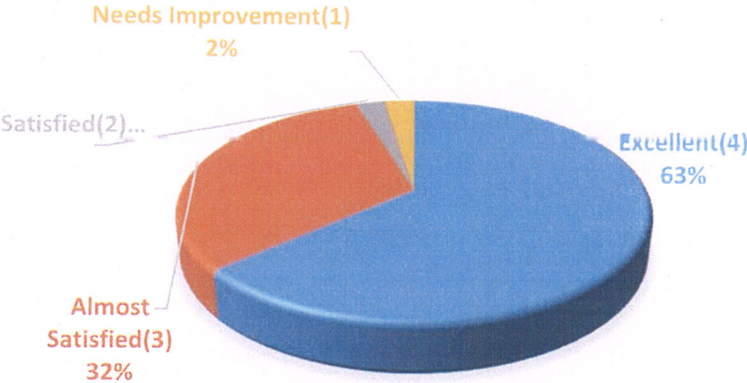


IMPACT ANALYSIS OF FACULTY FEEDBACK

ACADEMIC YEAR: 2020-21

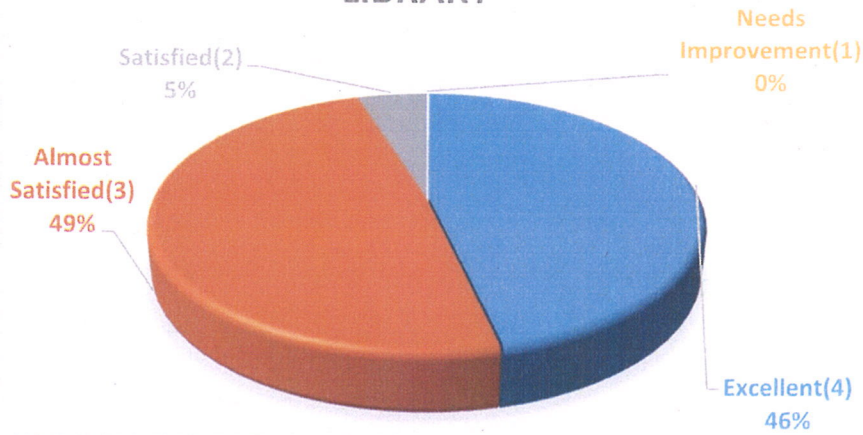
Feedback from the Faculty on academic curriculum and facilities of the institution was taken using a questionnaire to measure the following on a four-point Likert scale with the options of Excellent, Almost Satisfied, Satisfied and Needs Improvement. This survey is being conducted to determine the degree of faculty satisfaction with the curriculum and facilities.

1	85% of faculty found the cataloguing and arrangement of books in the library excellent, 15% found it Almost Satisfied, 0% found it Satisfied and 0% rated it for Needs Improvement.															
<p style="text-align: center;">CATALOGUING AND ARRANGEMENT OF BOOKS IN THE LIBRARY</p>  <table border="1" style="margin-left: auto; margin-right: auto;"> <thead> <tr> <th>Satisfaction Level</th> <th>Count</th> <th>Percentage</th> </tr> </thead> <tbody> <tr> <td>Excellent</td> <td>4</td> <td>85%</td> </tr> <tr> <td>Almost Satisfied</td> <td>3</td> <td>15%</td> </tr> <tr> <td>Satisfied</td> <td>2</td> <td>0%</td> </tr> <tr> <td>Needs Improvement</td> <td>1</td> <td>0%</td> </tr> </tbody> </table>		Satisfaction Level	Count	Percentage	Excellent	4	85%	Almost Satisfied	3	15%	Satisfied	2	0%	Needs Improvement	1	0%
Satisfaction Level	Count	Percentage														
Excellent	4	85%														
Almost Satisfied	3	15%														
Satisfied	2	0%														
Needs Improvement	1	0%														
2	63% of faculty found the reading space in library excellent, 32% found it Almost Satisfied, 3% found it Satisfied and 2% rated it for Needs Improvement.															
<p style="text-align: center;">READING SPACE IN THE LIBRARY</p>  <table border="1" style="margin-left: auto; margin-right: auto;"> <thead> <tr> <th>Satisfaction Level</th> <th>Count</th> <th>Percentage</th> </tr> </thead> <tbody> <tr> <td>Excellent</td> <td>4</td> <td>63%</td> </tr> <tr> <td>Almost Satisfied</td> <td>3</td> <td>32%</td> </tr> <tr> <td>Satisfied</td> <td>2</td> <td>3%</td> </tr> <tr> <td>Needs Improvement</td> <td>1</td> <td>2%</td> </tr> </tbody> </table>		Satisfaction Level	Count	Percentage	Excellent	4	63%	Almost Satisfied	3	32%	Satisfied	2	3%	Needs Improvement	1	2%
Satisfaction Level	Count	Percentage														
Excellent	4	63%														
Almost Satisfied	3	32%														
Satisfied	2	3%														
Needs Improvement	1	2%														

N

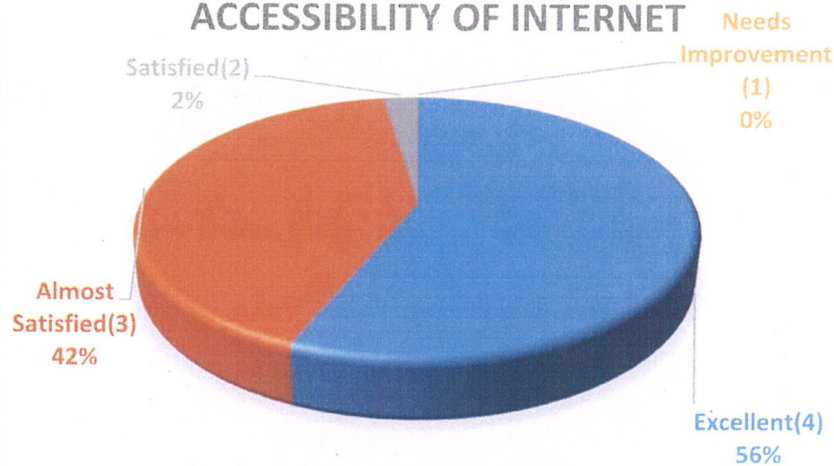

3 46% of faculty found photo copying facility in the library excellent, 49% found it Almost Satisfied, 5% found it Satisfied and 0% rated it for Needs Improvement.

PHOTO COPYING FACILITY IN THE LIBRARY



4 56% of faculty found accessibility of Internet excellent, 42% found it Almost Satisfied, 2% found it Satisfied and 0% rated it for Needs Improvement.

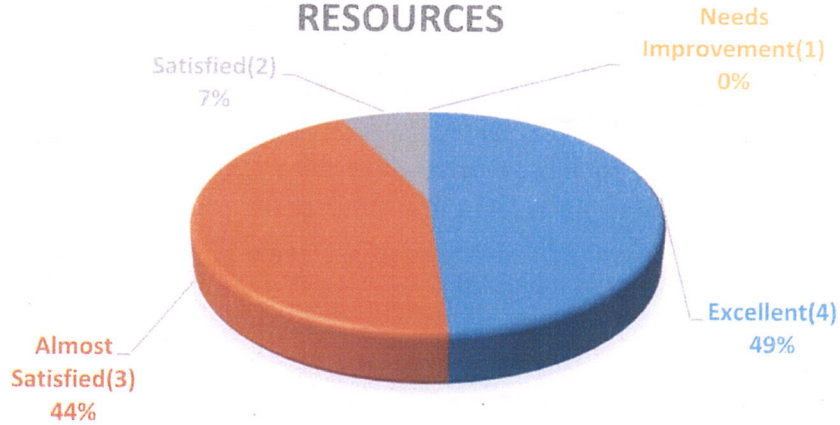
ACCESSIBILITY OF INTERNET

Principal

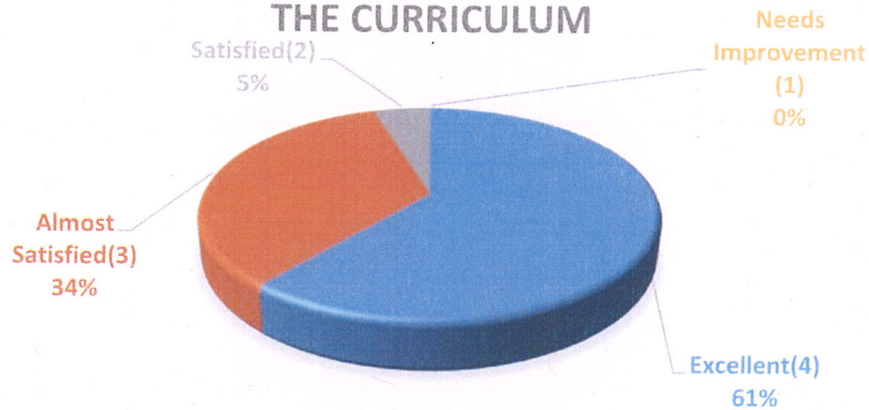

5 49% of faculty found availability of educational online resources facility excellent, 44% found it Almost Satisfied, 7% found it Satisfied and 0% rated it for Needs Improvement.

AVAILABILITY OF EDUCATIONAL ONLINE RESOURCES



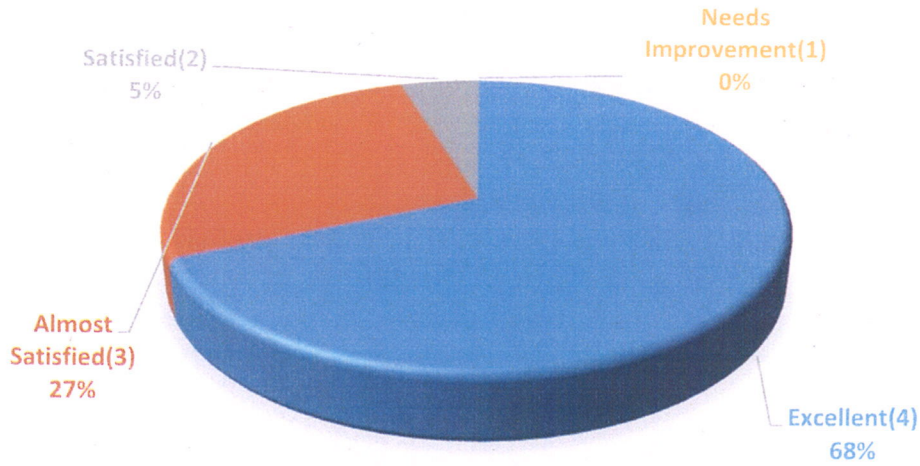
6 61% of faculty found availability of additional contents included in the curriculum excellent, 34% found it Almost Satisfied, 5% found it Satisfied and 0% rated it for Needs Improvement.

ADDITIONAL CONTENTS INCLUDED IN THE CURRICULUM

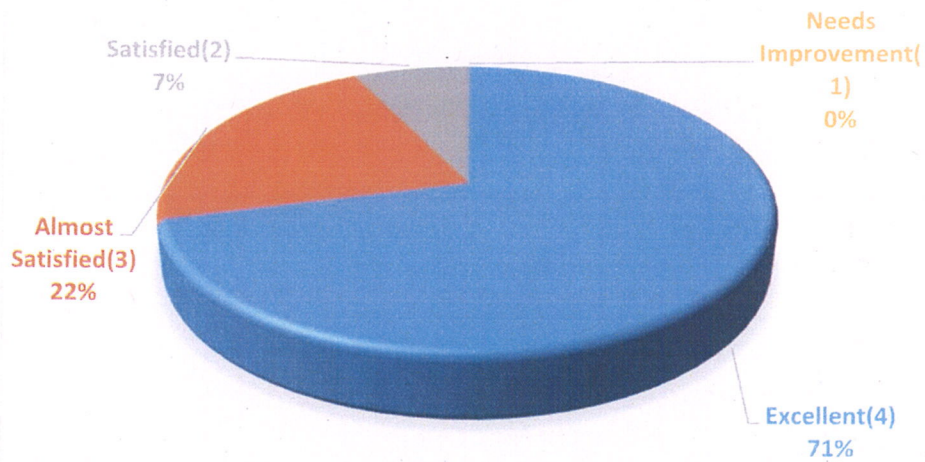
7 68% of faculty found availability of first aid facility excellent, 27% found it Almost Satisfied, 5% found it Satisfied and 0% rated it for Needs Improvement.

AVAILABILITY OF FIRST AID FACILITY



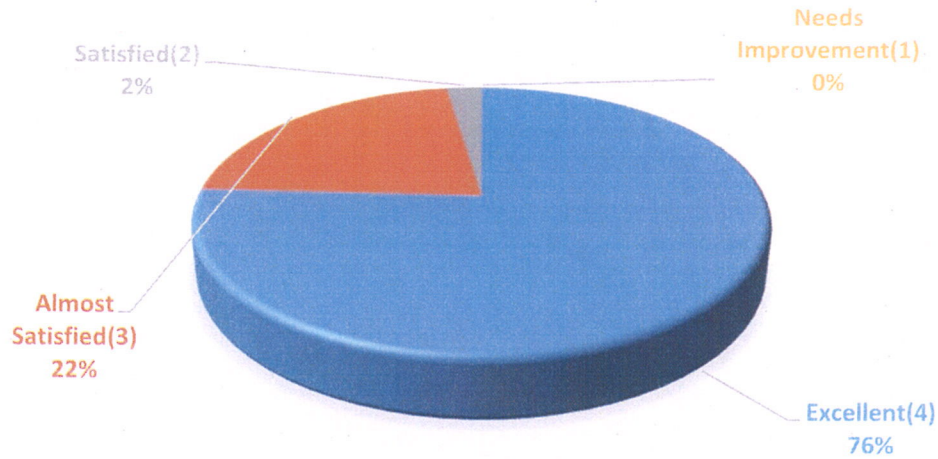
8 71% of faculty found availability of fire and safety measures excellent, 22% found it Almost Satisfied, 7% found it Satisfied and 0% rated it for Needs Improvement.

FIRE AND SAFETY MEASURES



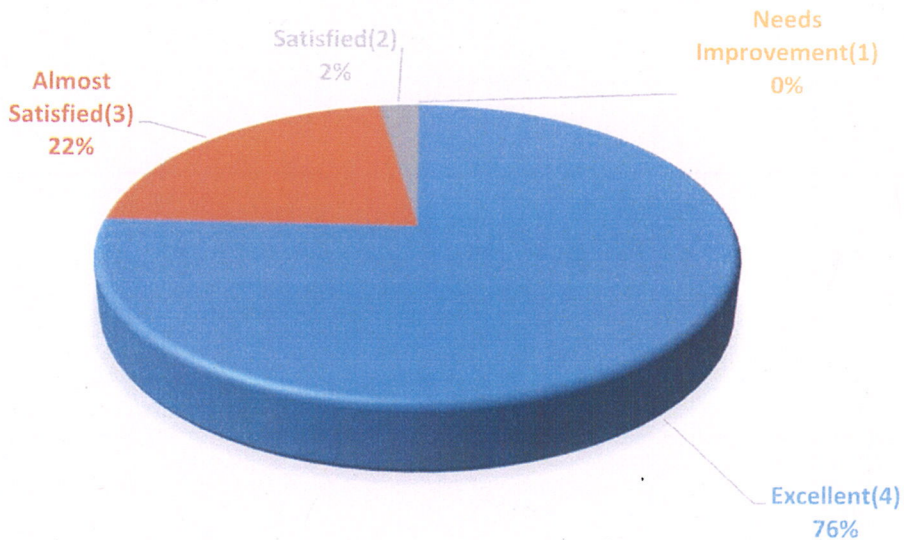
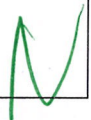

9 76% of faculty found area, lighting and ventilation in classroom and faculty room excellent, 22% found it Almost Satisfied, 2% found it Satisfied and 0% rated it for Needs Improvement.

AREA, LIGHTING AND VENTILATION IN THE CLASSROOM & FACULTY ROOM



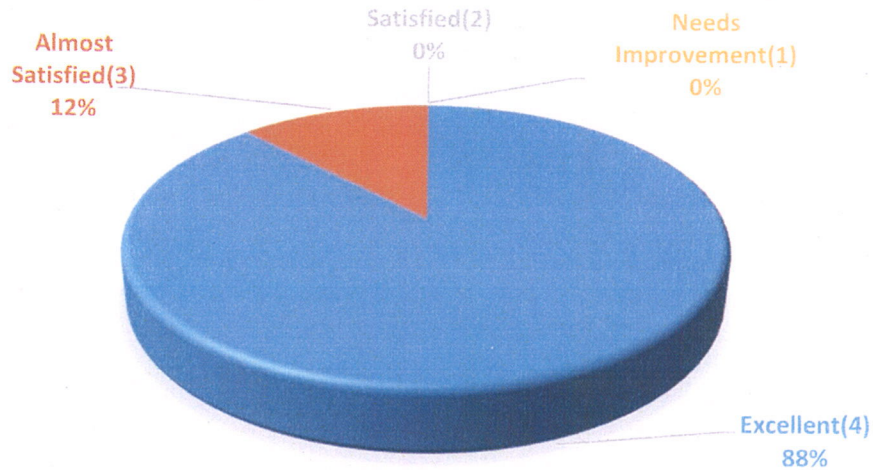
10 76% of faculty found cleanliness in the classroom, labs and washroom excellent, 22% found it Almost Satisfied, 2% found it Satisfied and 0% rated it for Needs Improvement.

CLEANLINESS IN THE CLASSROOM, LABS & WASHROOM

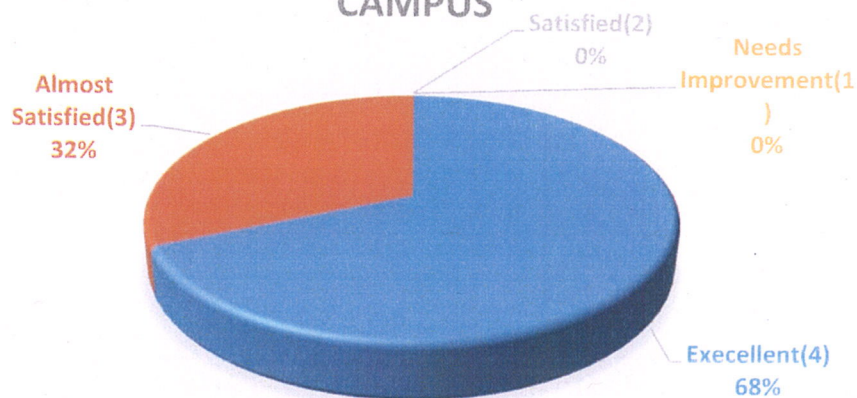

11 88% of faculty found adequate number of washrooms excellent, 12% found it Almost Satisfied, 0% found it Satisfied and 0% rated it for Needs Improvement.

ADEQUATE NUMBER OF WASHROOMS



12 68% of faculty found availability of ample water supply in campus excellent, 32% found it Almost Satisfied, 0% found it Satisfied and 0% rated it for Needs Improvement.

AVAILABILITY OF AMPLE WATER SUPPLY IN CAMPUS

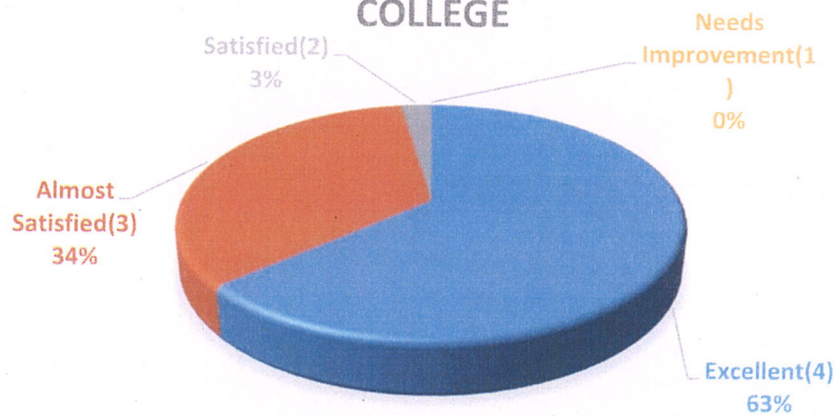

13 51% of faculty found support and promotion of sports & cultural activities by college authorities excellent, 46% found it Almost Satisfied, 0% found it Satisfied and 3% rated it for Needs Improvement.

SUPPORT AND PROMOTION OF SPORTS & CULTURAL ACTIVITIES BY COLLEGE AUTHORITIES



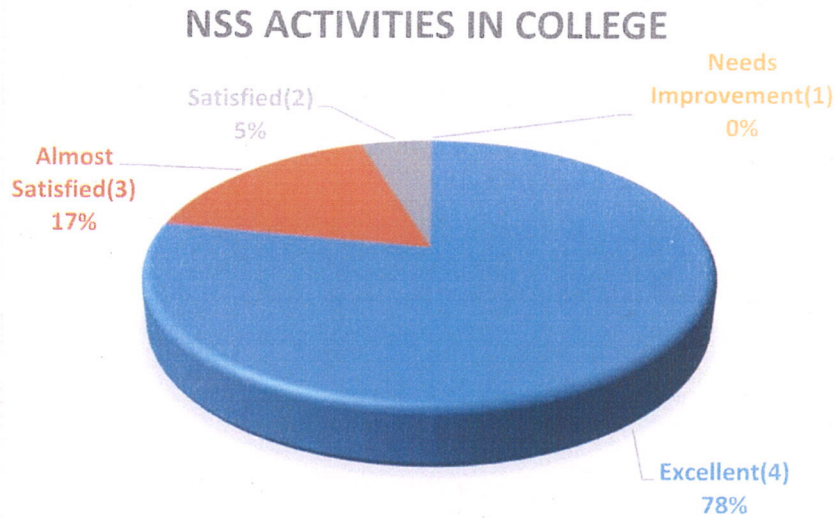
14 63% of faculty found availability of space to play sports in college excellent, 34% found it Almost Satisfied, 3% found it Satisfied and 0% rated it for Needs Improvement.

AVAILABLE OF SPACE TO PLAY SPORTS IN COLLEGE



15 78% of faculty found availability of space to play sports in college excellent, 17% found it Almost Satisfied, 5% found it Satisfied and 0% rated it for Needs Improvement.



Principal

Principal

A.J. Institute of Engineering & Technology
Mangaluru - 575 006