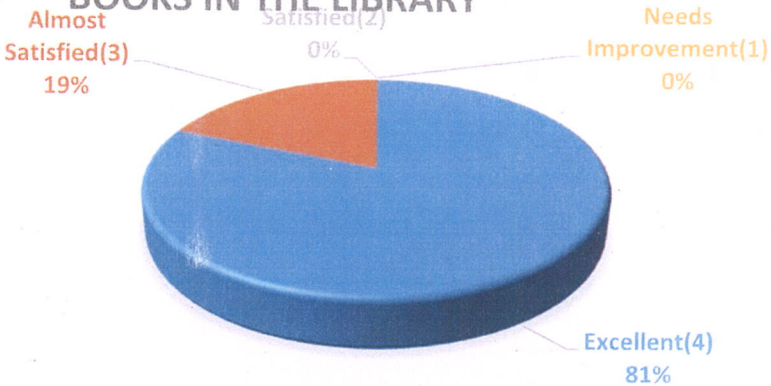
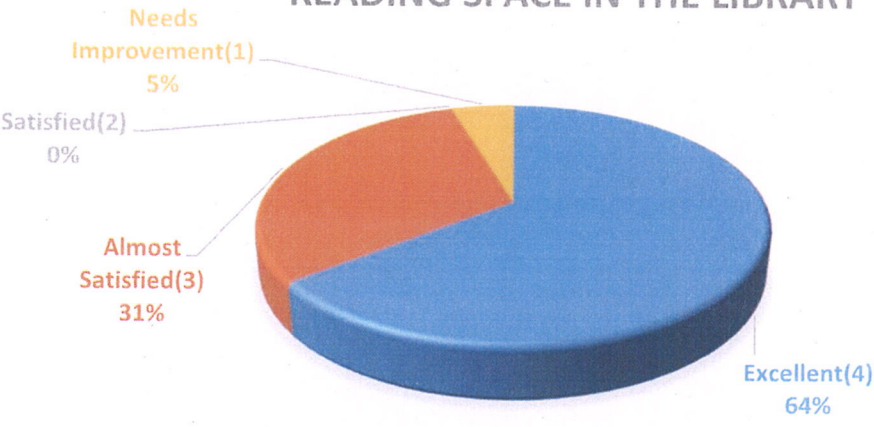



IMPACT ANALYSIS OF FACULTY FEEDBACK

ACADEMIC YEAR: 2021 - 2022

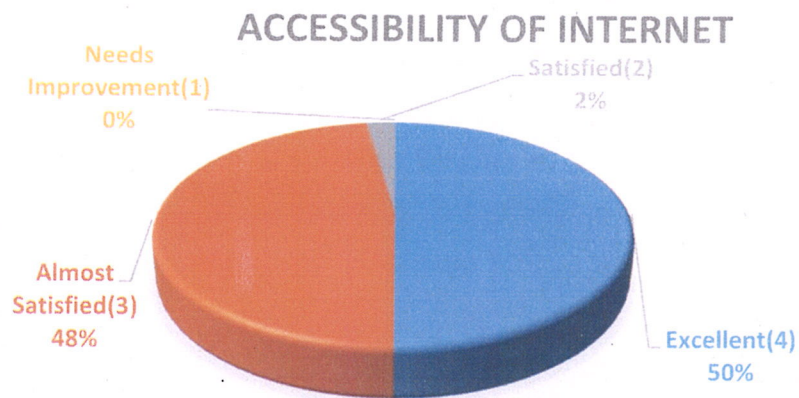
Feedback from the Faculty on academic curriculum and facilities of the institution was taken using a questionnaire to measure the following on a four-point Likert scale with the options of Excellent, Almost Satisfied, Satisfied and Needs Improvement. This survey is being conducted to determine the degree of faculty satisfaction with the curriculum and facilities.

1	81% of faculty found the cataloguing and arrangement of books in the library excellent, 19% found it Almost Satisfied, 0% found it Satisfied and 0% rated it for Needs Improvement.															
	<p style="text-align: center;">CATALOGUING AND ARRANGEMENT OF BOOKS IN THE LIBRARY</p>  <table border="1"> <thead> <tr> <th>Satisfaction Level</th> <th>Count</th> <th>Percentage</th> </tr> </thead> <tbody> <tr> <td>Excellent</td> <td>4</td> <td>81%</td> </tr> <tr> <td>Almost Satisfied</td> <td>3</td> <td>19%</td> </tr> <tr> <td>Satisfied</td> <td>2</td> <td>0%</td> </tr> <tr> <td>Needs Improvement</td> <td>1</td> <td>0%</td> </tr> </tbody> </table>	Satisfaction Level	Count	Percentage	Excellent	4	81%	Almost Satisfied	3	19%	Satisfied	2	0%	Needs Improvement	1	0%
Satisfaction Level	Count	Percentage														
Excellent	4	81%														
Almost Satisfied	3	19%														
Satisfied	2	0%														
Needs Improvement	1	0%														
2	64% of faculty found the reading space in library excellent, 31% found it Almost Satisfied, 0% found it Satisfied and 5% rated it for Needs Improvement.															
	<p style="text-align: center;">READING SPACE IN THE LIBRARY</p>  <table border="1"> <thead> <tr> <th>Satisfaction Level</th> <th>Count</th> <th>Percentage</th> </tr> </thead> <tbody> <tr> <td>Excellent</td> <td>4</td> <td>64%</td> </tr> <tr> <td>Almost Satisfied</td> <td>3</td> <td>31%</td> </tr> <tr> <td>Needs Improvement</td> <td>1</td> <td>5%</td> </tr> <tr> <td>Satisfied</td> <td>2</td> <td>0%</td> </tr> </tbody> </table>	Satisfaction Level	Count	Percentage	Excellent	4	64%	Almost Satisfied	3	31%	Needs Improvement	1	5%	Satisfied	2	0%
Satisfaction Level	Count	Percentage														
Excellent	4	64%														
Almost Satisfied	3	31%														
Needs Improvement	1	5%														
Satisfied	2	0%														

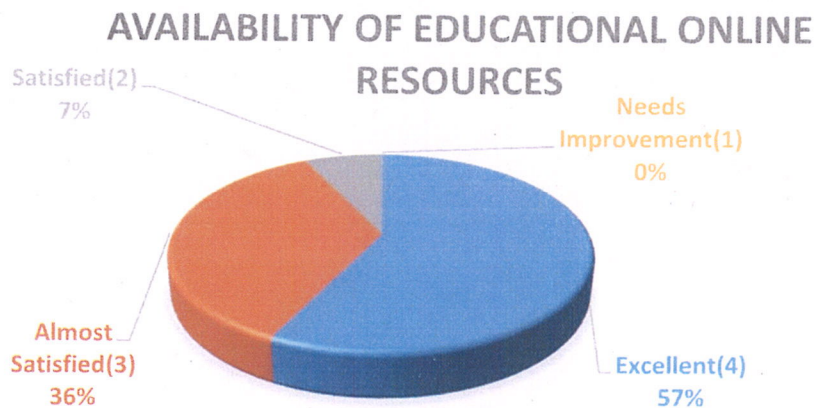
3 57% of faculty found photo copying facility in the library excellent, 41% found it Almost Satisfied, 2% found it Satisfied and 0% rated it for Needs Improvement.



4 50% of faculty found accessibility of Internet excellent, 48% found it Almost Satisfied, 2% found it Satisfied and 0% rated it for Needs Improvement.

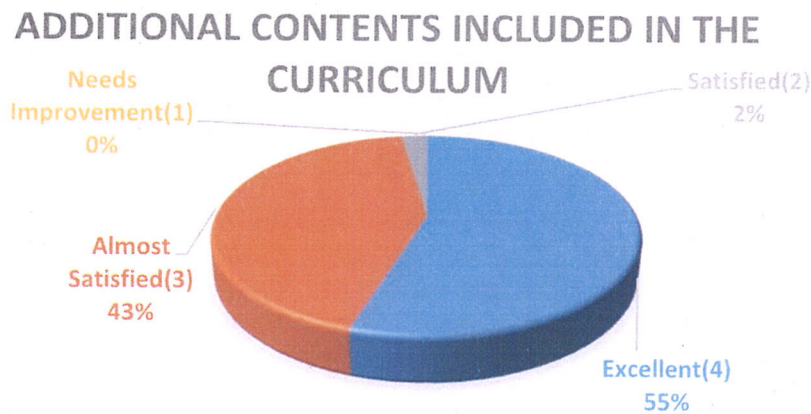


5 57% of faculty found availability of educational online resources facility excellent, 36% found it Almost Satisfied, 7% found it Satisfied and 0% rated it for Needs Improvement.

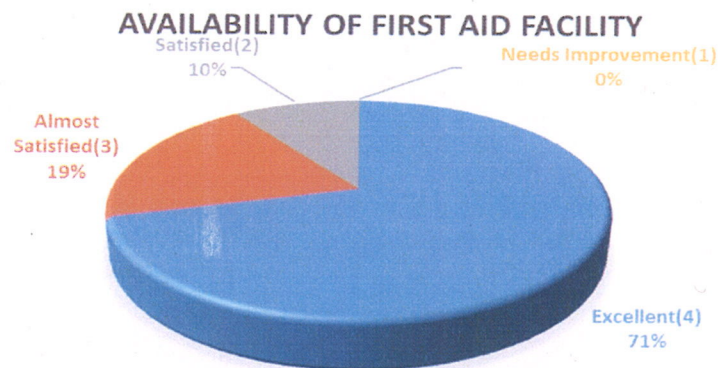




6 55% of faculty found availability of additional contents included in the curriculum excellent, 43% found it Almost Satisfied, 2% found it Satisfied and 0% rated it for Needs Improvement.



7 71% of faculty found availability of first aid facility excellent, 19% found it Almost Satisfied, 10% found it Satisfied and 0% rated it for Needs Improvement.



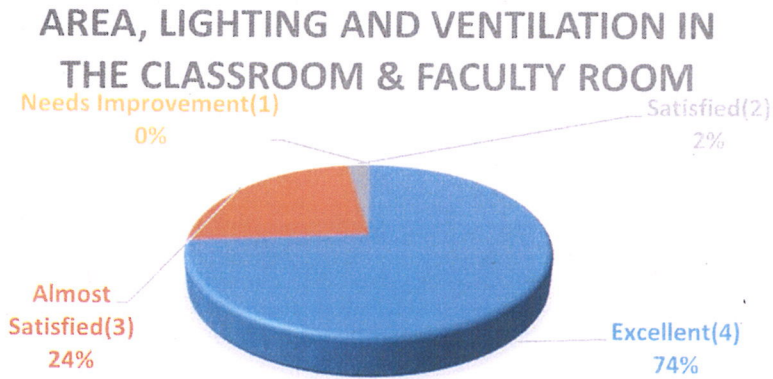
8 67% of faculty found availability of fire and safety measures excellent, 28% found it Almost Satisfied, 5% found it Satisfied and 0% rated it for Needs Improvement.



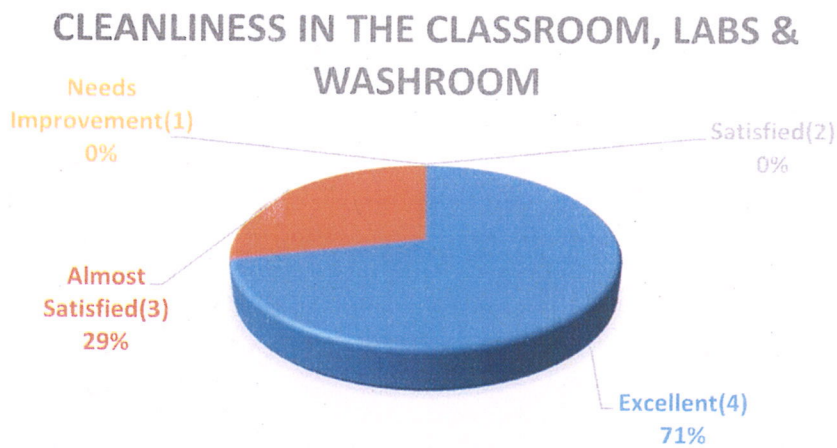
Principal



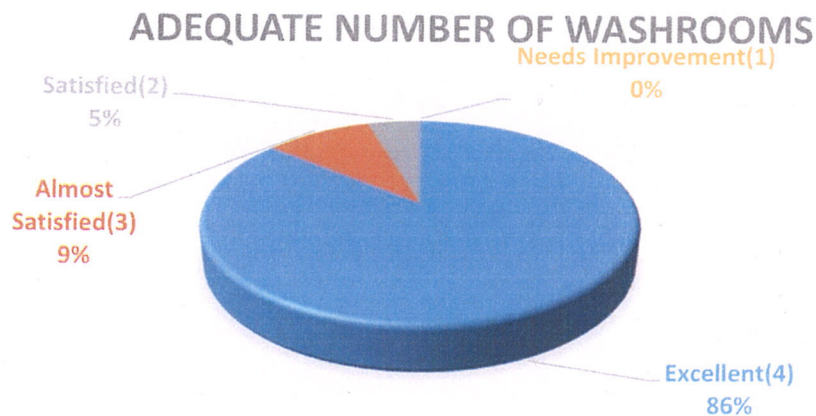
9 74% of faculty found area, lighting and ventilation in classroom and faculty room excellent, 24% found it Almost Satisfied, 2% found it Satisfied and 0% rated it for Needs Improvement.



10 71% of faculty found cleanliness in the classroom, labs and washroom excellent, 29% found it Almost Satisfied, 0% found it Satisfied and 0% rated it for Needs Improvement.

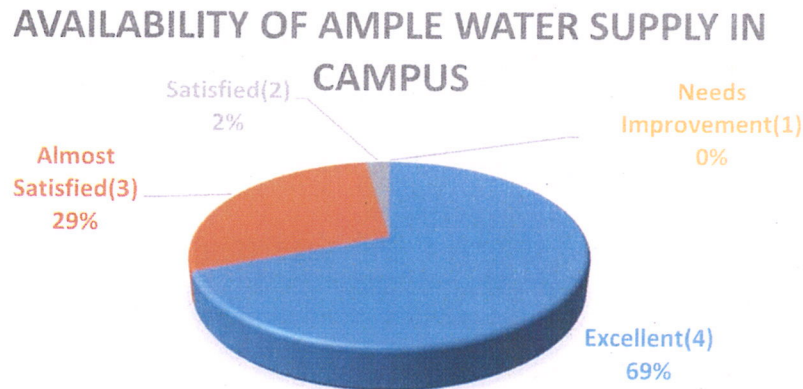


11 86% of faculty found adequate number of washrooms excellent, 9% found it Almost Satisfied, 5% found it Satisfied and 0% rated it for Needs Improvement.

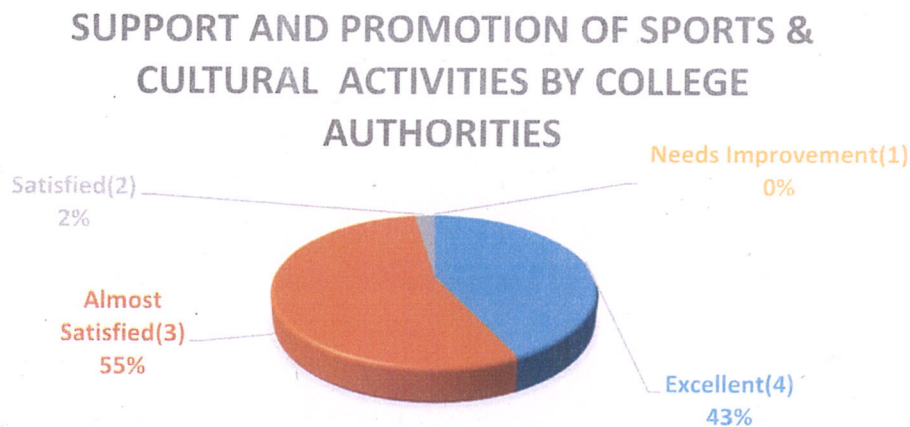


Principal

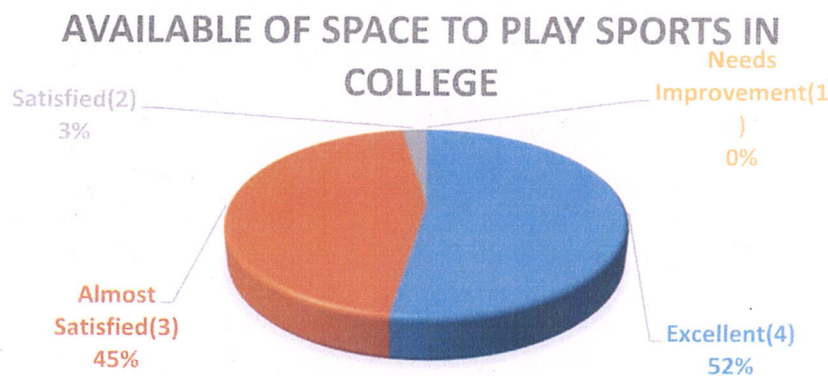
12 69% of faculty found availability of ample water supply in campus excellent, 29% found it Almost Satisfied, 2% found it Satisfied and 0% rated it for Needs Improvement.



13 43% of faculty found support and promotion of sports & cultural activities by college authorities excellent, 55% found it Almost Satisfied, 2% found it Satisfied and 0% rated it for Needs Improvement.

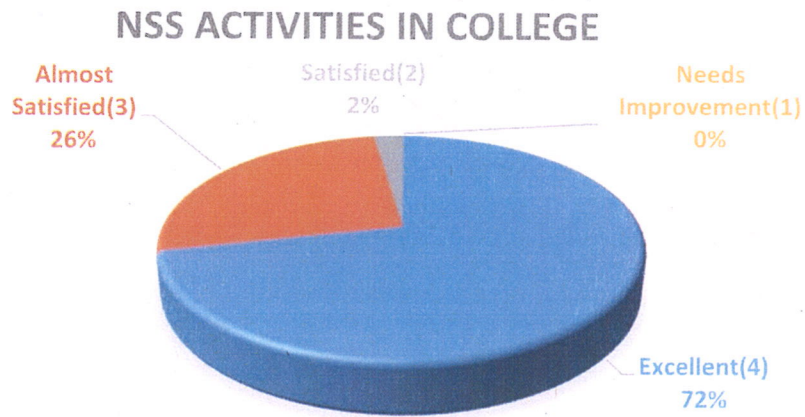


14 52% of faculty found availability of space to play sports in college excellent, 45% found it Almost Satisfied, 3% found it Satisfied and 0% rated it for Needs Improvement.






15 72% of faculty found availability of space to play sports in college excellent, 26% found it Almost Satisfied, 2% found it Satisfied and 0% rated it for Needs Improvement.



Principal

Principal
A.J. Institute of Engineering & Technology
Mangaluru - 575 006