

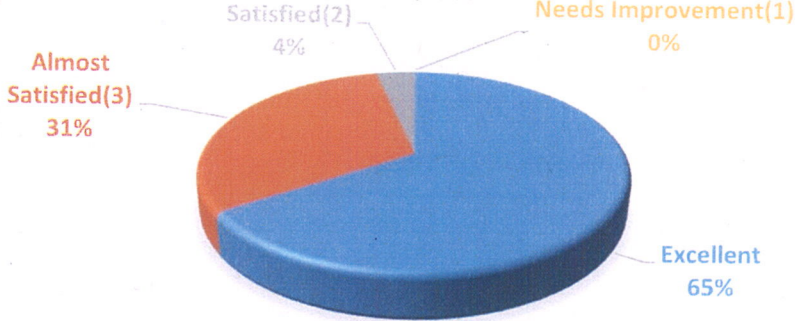
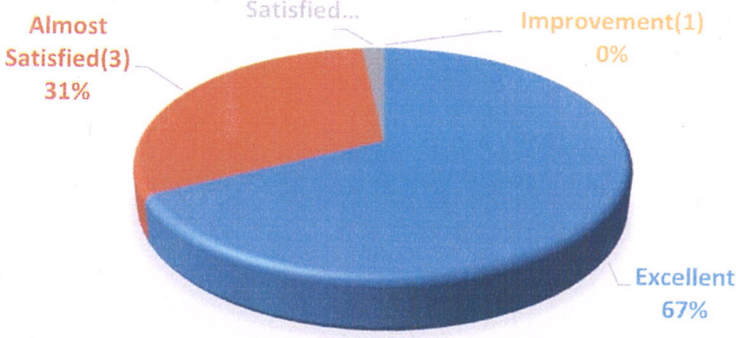
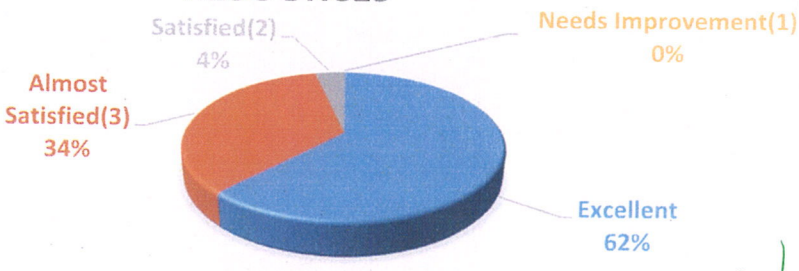


## IMPACT ANALYSIS OF FACULTY FEEDBACK

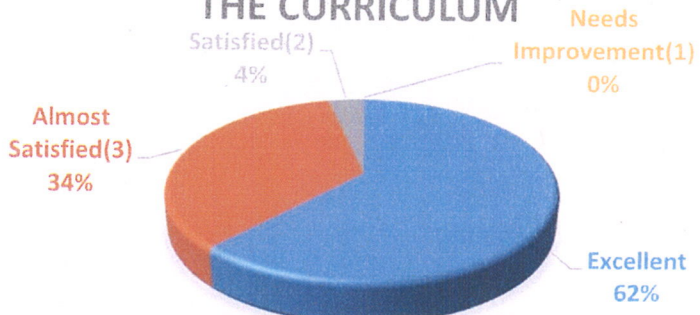
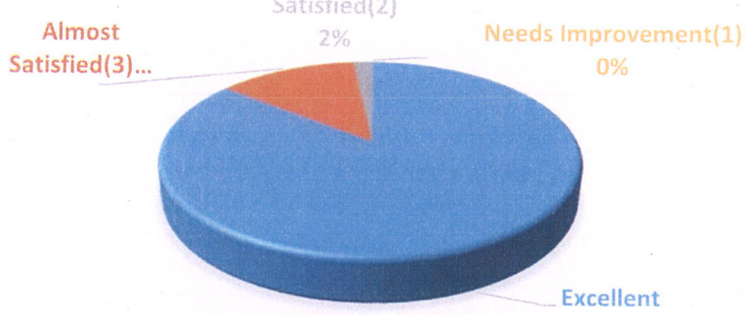

### ACADEMIC YEAR: 2022 - 2023

Feedback from the Faculty on academic curriculum and facilities of the institution was taken using a questionnaire to measure the following on a four-point Likert scale with the options of Excellent, Almost Satisfied, Satisfied and Needs Improvement. This survey is being conducted to determine the degree of faculty satisfaction with the curriculum and facilities.

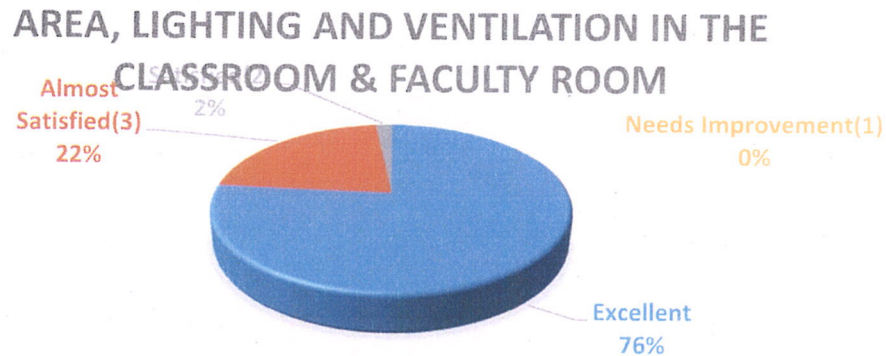
1	89% of faculty found the cataloguing and arrangement of books in the library excellent, 11% found it Almost Satisfied, 0% found it Satisfied and 0% rated it for Needs Improvement.															
	<p style="text-align: center;"><b>CATALOGUING AND ARRANGEMENT OF BOOKS IN THE LIBRARY</b></p> <table border="1"><thead><tr><th>Satisfaction Level</th><th>Count</th><th>Percentage</th></tr></thead><tbody><tr><td>Excellent</td><td>89</td><td>89%</td></tr><tr><td>Almost Satisfied</td><td>3</td><td>11%</td></tr><tr><td>Satisfied</td><td>2</td><td>0%</td></tr><tr><td>Needs Improvement</td><td>1</td><td>0%</td></tr></tbody></table>	Satisfaction Level	Count	Percentage	Excellent	89	89%	Almost Satisfied	3	11%	Satisfied	2	0%	Needs Improvement	1	0%
Satisfaction Level	Count	Percentage														
Excellent	89	89%														
Almost Satisfied	3	11%														
Satisfied	2	0%														
Needs Improvement	1	0%														
2	76% of faculty found the reading space in library excellent, 20% found it Almost Satisfied, 2% found it Satisfied and 2% rated it for Needs Improvement.															
	<p style="text-align: center;"><b>READING SPACE IN THE LIBRARY</b></p> <table border="1"><thead><tr><th>Satisfaction Level</th><th>Count</th><th>Percentage</th></tr></thead><tbody><tr><td>Excellent</td><td>76</td><td>76%</td></tr><tr><td>Almost Satisfied</td><td>3</td><td>20%</td></tr><tr><td>Satisfied</td><td>2</td><td>2%</td></tr><tr><td>Needs Improvement</td><td>1</td><td>2%</td></tr></tbody></table>	Satisfaction Level	Count	Percentage	Excellent	76	76%	Almost Satisfied	3	20%	Satisfied	2	2%	Needs Improvement	1	2%
Satisfaction Level	Count	Percentage														
Excellent	76	76%														
Almost Satisfied	3	20%														
Satisfied	2	2%														
Needs Improvement	1	2%														

3	65% of faculty found photo copying facility in the library excellent, 31% found it Almost Satisfied, 4% found it Satisfied and 0% rated it for Needs Improvement.										
	<p style="text-align: center;"><b>PHOTO COPYING FACILITY IN THE LIBRARY</b></p>  <table border="1"> <thead> <tr> <th>Satisfaction Level</th> <th>Percentage</th> </tr> </thead> <tbody> <tr> <td>Excellent</td> <td>65%</td> </tr> <tr> <td>Almost Satisfied</td> <td>31%</td> </tr> <tr> <td>Satisfied</td> <td>4%</td> </tr> <tr> <td>Needs Improvement</td> <td>0%</td> </tr> </tbody> </table>	Satisfaction Level	Percentage	Excellent	65%	Almost Satisfied	31%	Satisfied	4%	Needs Improvement	0%
Satisfaction Level	Percentage										
Excellent	65%										
Almost Satisfied	31%										
Satisfied	4%										
Needs Improvement	0%										
4	67% of faculty found accessibility of Internet excellent, 31% found it Almost Satisfied, 2% found it Satisfied and 0% rated it for Needs Improvement.										
	<p style="text-align: center;"><b>ACCESSIBILITY OF INTERNET</b></p>  <table border="1"> <thead> <tr> <th>Satisfaction Level</th> <th>Percentage</th> </tr> </thead> <tbody> <tr> <td>Excellent</td> <td>67%</td> </tr> <tr> <td>Almost Satisfied</td> <td>31%</td> </tr> <tr> <td>Satisfied</td> <td>2%</td> </tr> <tr> <td>Needs Improvement</td> <td>0%</td> </tr> </tbody> </table>	Satisfaction Level	Percentage	Excellent	67%	Almost Satisfied	31%	Satisfied	2%	Needs Improvement	0%
Satisfaction Level	Percentage										
Excellent	67%										
Almost Satisfied	31%										
Satisfied	2%										
Needs Improvement	0%										
5	62% of faculty found availability of educational online resources facility excellent, 34% found it Almost Satisfied, 4% found it Satisfied and 0% rated it for Needs Improvement.										
	<p style="text-align: center;"><b>AVAILABILITY OF EDUCATIONAL ONLINE RESOURCES</b></p>  <table border="1"> <thead> <tr> <th>Satisfaction Level</th> <th>Percentage</th> </tr> </thead> <tbody> <tr> <td>Excellent</td> <td>62%</td> </tr> <tr> <td>Almost Satisfied</td> <td>34%</td> </tr> <tr> <td>Satisfied</td> <td>4%</td> </tr> <tr> <td>Needs Improvement</td> <td>0%</td> </tr> </tbody> </table>	Satisfaction Level	Percentage	Excellent	62%	Almost Satisfied	34%	Satisfied	4%	Needs Improvement	0%
Satisfaction Level	Percentage										
Excellent	62%										
Almost Satisfied	34%										
Satisfied	4%										
Needs Improvement	0%										

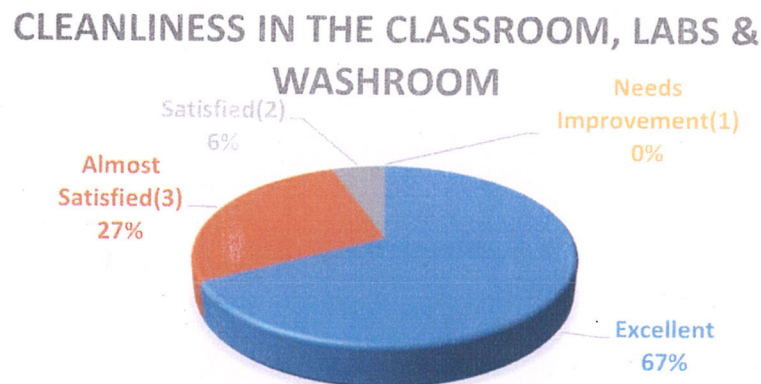


6	62% of faculty found availability of additional contents included in the curriculum excellent, 34% found it Almost Satisfied, 4% found it Satisfied and 0% rated it for Needs Improvement.															
	<p style="text-align: center;"><b>ADDITIONAL CONTENTS INCLUDED IN THE CURRICULUM</b></p>  <table border="1"> <thead> <tr> <th>Category</th> <th>Percentage</th> <th>Count</th> </tr> </thead> <tbody> <tr> <td>Excellent</td> <td>62%</td> <td>62</td> </tr> <tr> <td>Almost Satisfied</td> <td>34%</td> <td>34</td> </tr> <tr> <td>Satisfied</td> <td>4%</td> <td>4</td> </tr> <tr> <td>Needs Improvement</td> <td>0%</td> <td>0</td> </tr> </tbody> </table>	Category	Percentage	Count	Excellent	62%	62	Almost Satisfied	34%	34	Satisfied	4%	4	Needs Improvement	0%	0
Category	Percentage	Count														
Excellent	62%	62														
Almost Satisfied	34%	34														
Satisfied	4%	4														
Needs Improvement	0%	0														
7	85% of faculty found availability of first aid facility excellent, 13% found it Almost Satisfied, 2% found it Satisfied and 0% rated it for Needs Improvement.															
	<p style="text-align: center;"><b>AVAILABILITY OF FIRST AID FACILITY</b></p>  <table border="1"> <thead> <tr> <th>Category</th> <th>Percentage</th> <th>Count</th> </tr> </thead> <tbody> <tr> <td>Excellent</td> <td>85%</td> <td>85</td> </tr> <tr> <td>Almost Satisfied</td> <td>13%</td> <td>13</td> </tr> <tr> <td>Satisfied</td> <td>2%</td> <td>2</td> </tr> <tr> <td>Needs Improvement</td> <td>0%</td> <td>0</td> </tr> </tbody> </table>	Category	Percentage	Count	Excellent	85%	85	Almost Satisfied	13%	13	Satisfied	2%	2	Needs Improvement	0%	0
Category	Percentage	Count														
Excellent	85%	85														
Almost Satisfied	13%	13														
Satisfied	2%	2														
Needs Improvement	0%	0														
8	85% of faculty found availability of fire and safety measures excellent, 13% found it Almost Satisfied, 2% found it Satisfied and 0% rated it for Needs Improvement.															
	<p style="text-align: center;"><b>FIRE AND SAFETY MEASURES</b></p>  <table border="1"> <thead> <tr> <th>Category</th> <th>Percentage</th> <th>Count</th> </tr> </thead> <tbody> <tr> <td>Excellent</td> <td>85%</td> <td>85</td> </tr> <tr> <td>Almost Satisfied</td> <td>13%</td> <td>13</td> </tr> <tr> <td>Satisfied</td> <td>2%</td> <td>2</td> </tr> <tr> <td>Needs Improvement</td> <td>0%</td> <td>0</td> </tr> </tbody> </table>	Category	Percentage	Count	Excellent	85%	85	Almost Satisfied	13%	13	Satisfied	2%	2	Needs Improvement	0%	0
Category	Percentage	Count														
Excellent	85%	85														
Almost Satisfied	13%	13														
Satisfied	2%	2														
Needs Improvement	0%	0														

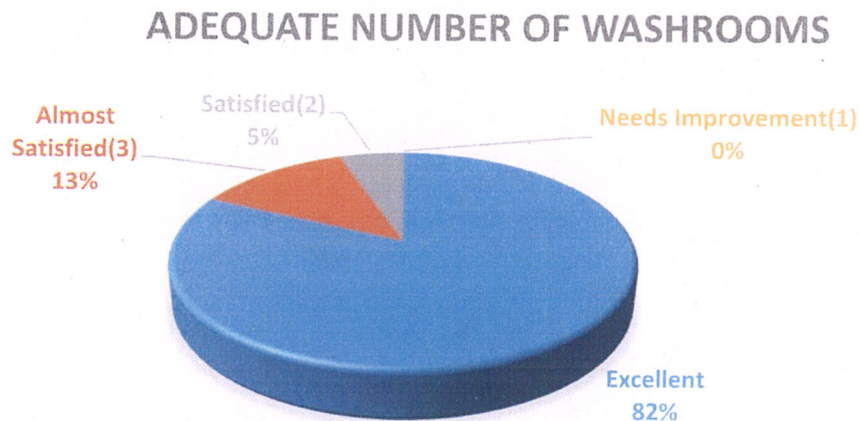

9 76% of faculty found area, lighting and ventilation in classroom and faculty room excellent, 22% found it Almost Satisfied, 2% found it Satisfied and 0% rated it for Needs Improvement.



10 67% of faculty found cleanliness in the classroom, labs and washroom excellent, 27% found it Almost Satisfied, 6% found it Satisfied and 0% rated it for Needs Improvement.

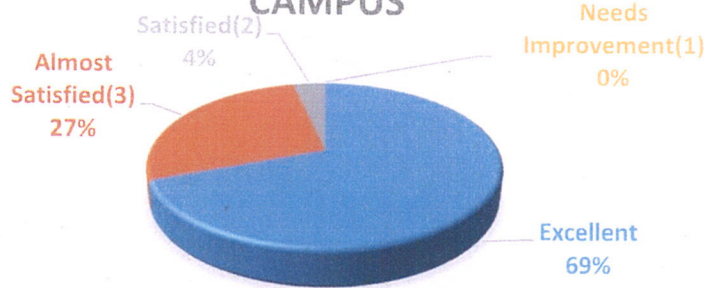


11 82% of faculty found adequate number of washrooms excellent, 13% found it Almost Satisfied, 5% found it Satisfied and 0% rated it for Needs Improvement.

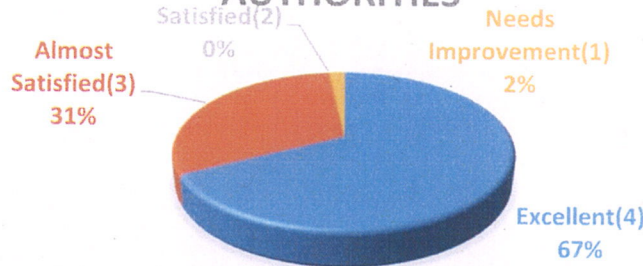
12 69% of faculty found availability of ample water supply in campus excellent, 27% found it Almost Satisfied, 4% found it Satisfied and 0% rated it for Needs Improvement.

**AVAILABILITY OF AMPLE WATER SUPPLY IN CAMPUS**



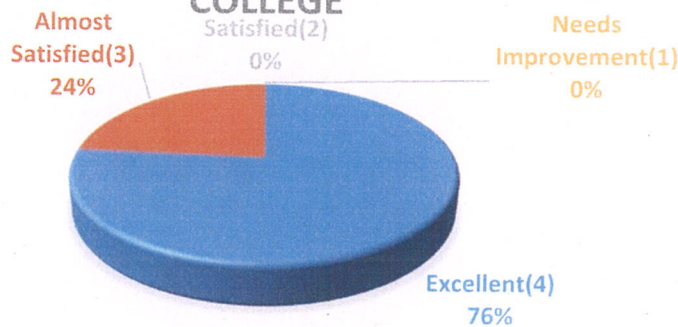

13 67% of faculty found support and promotion of sports & cultural activities by college authorities excellent, 31% found it Almost Satisfied, 0% found it Satisfied and 2% rated it for Needs Improvement.

**SUPPORT AND PROMOTION OF SPORTS & CULTURAL ACTIVITIES BY COLLEGE AUTHORITIES**



14 76% of faculty found availability of space to play sports in college excellent, 24% found it Almost Satisfied, 0% found it Satisfied and 0% rated it for Needs Improvement.

**AVAILABLE OF SPACE TO PLAY SPORTS IN COLLEGE**



# AJ INSTITUTE OF ENGINEERING & TECHNOLOGY

A Unit of Laxmi Memorial Education Trust®

(Approved by AICTE, New Delhi, Affiliated to Visvesvaraya Technological University, Belgavi)

Accredited by NBA – CV, CSE, ECE, ISE, ME

15	84% of faculty found availability of space to play sports in college excellent, 13% found it Almost Satisfied, 3% found it Satisfied and 0% rated it for Needs Improvement.															
<p style="text-align: center;"><b>NSS ACTIVITIES IN COLLEGE</b></p> <table border="1"><thead><tr><th>Category</th><th>Count</th><th>Percentage</th></tr></thead><tbody><tr><td>Excellent</td><td>4</td><td>84%</td></tr><tr><td>Almost Satisfied</td><td>3</td><td>13%</td></tr><tr><td>Satisfied</td><td>2</td><td>3%</td></tr><tr><td>Needs Improvement</td><td>1</td><td>0%</td></tr></tbody></table>		Category	Count	Percentage	Excellent	4	84%	Almost Satisfied	3	13%	Satisfied	2	3%	Needs Improvement	1	0%
Category	Count	Percentage														
Excellent	4	84%														
Almost Satisfied	3	13%														
Satisfied	2	3%														
Needs Improvement	1	0%														

Principal

Principal

A.J. Institute of Engineering & Tech  
Mangaluru - 575 006