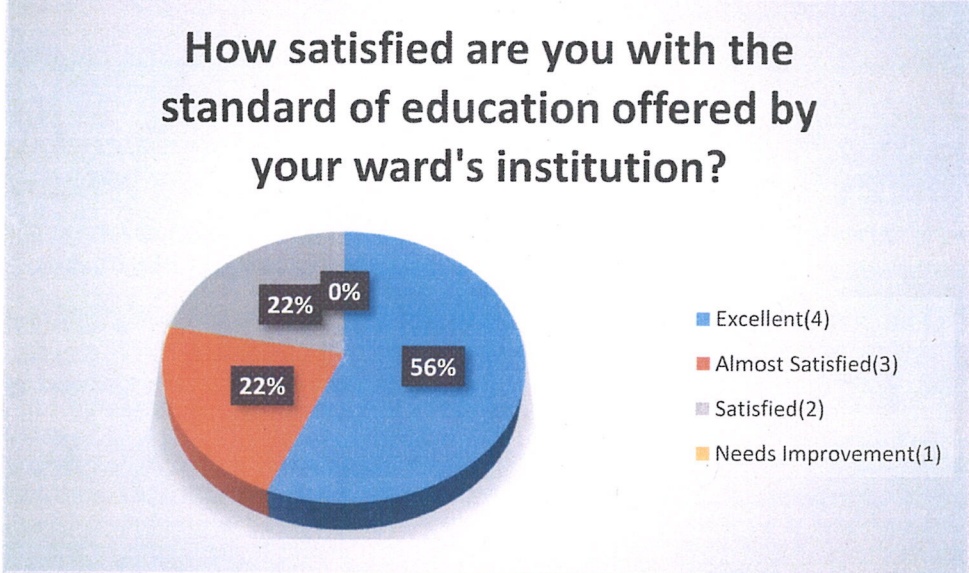
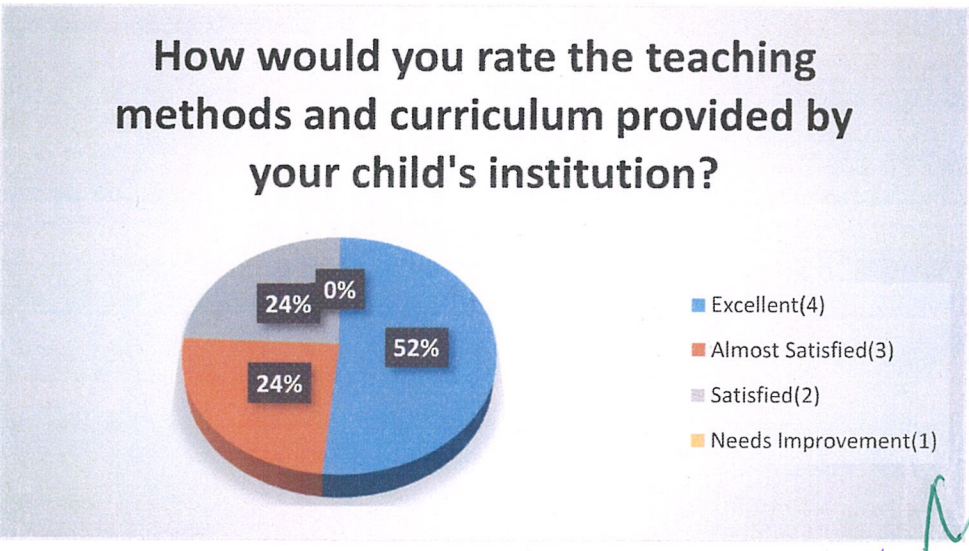


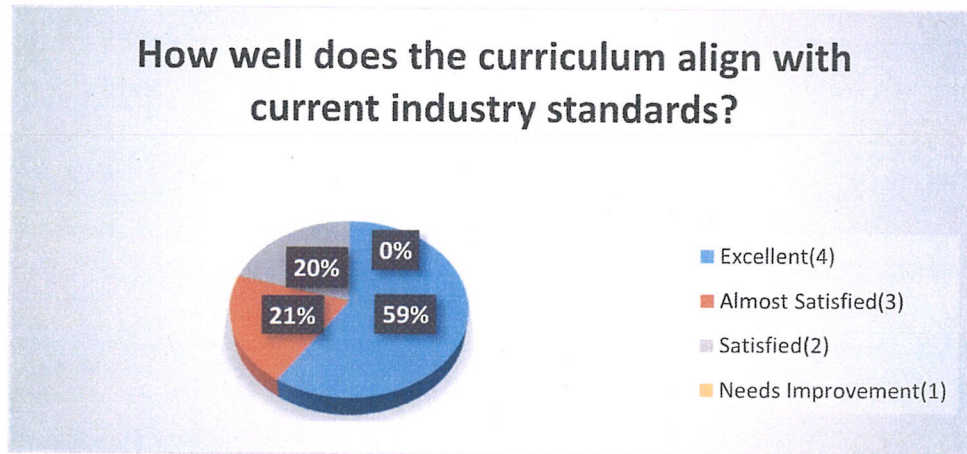
IMPACT ANALYSIS OF PARENT FEEDBACK

ACADEMIC YEAR: 2021 - 2022

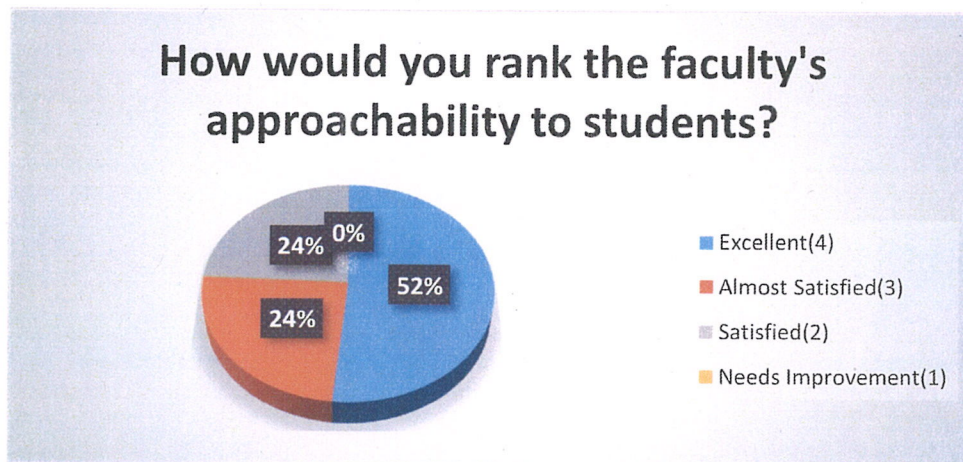
Feedback from the Parents on academic curriculum and facilities of the institution was taken using a questionnaire to measure the following on a four-point Likert scale with the options of Excellent, Almost Satisfied, Satisfied and Needs Improvement. This survey is being conducted to determine the degree of parent satisfaction with the curriculum and facilities.

1	56% of Parents found standard of education offered by the wards's institution as excellent, 22% found it Almost Satisfied, 22% found it Satisfied and 0% rated it for Needs Improvement.										
	<p style="text-align: center;">How satisfied are you with the standard of education offered by your ward's institution?</p>  <table border="1" style="margin-left: auto; margin-right: auto;"> <thead> <tr> <th>Category</th> <th>Percentage</th> </tr> </thead> <tbody> <tr> <td>Excellent(4)</td> <td>56%</td> </tr> <tr> <td>Almost Satisfied(3)</td> <td>22%</td> </tr> <tr> <td>Satisfied(2)</td> <td>22%</td> </tr> <tr> <td>Needs Improvement(1)</td> <td>0%</td> </tr> </tbody> </table>	Category	Percentage	Excellent(4)	56%	Almost Satisfied(3)	22%	Satisfied(2)	22%	Needs Improvement(1)	0%
Category	Percentage										
Excellent(4)	56%										
Almost Satisfied(3)	22%										
Satisfied(2)	22%										
Needs Improvement(1)	0%										
2	52% of Parents found teaching methods and curriculum of the institution as excellent, 24% found it Almost Satisfied, 24% found it Satisfied and 0% rated it for Needs Improvement.										
	<p style="text-align: center;">How would you rate the teaching methods and curriculum provided by your child's institution?</p>  <table border="1" style="margin-left: auto; margin-right: auto;"> <thead> <tr> <th>Category</th> <th>Percentage</th> </tr> </thead> <tbody> <tr> <td>Excellent(4)</td> <td>52%</td> </tr> <tr> <td>Almost Satisfied(3)</td> <td>24%</td> </tr> <tr> <td>Satisfied(2)</td> <td>24%</td> </tr> <tr> <td>Needs Improvement(1)</td> <td>0%</td> </tr> </tbody> </table>	Category	Percentage	Excellent(4)	52%	Almost Satisfied(3)	24%	Satisfied(2)	24%	Needs Improvement(1)	0%
Category	Percentage										
Excellent(4)	52%										
Almost Satisfied(3)	24%										
Satisfied(2)	24%										
Needs Improvement(1)	0%										

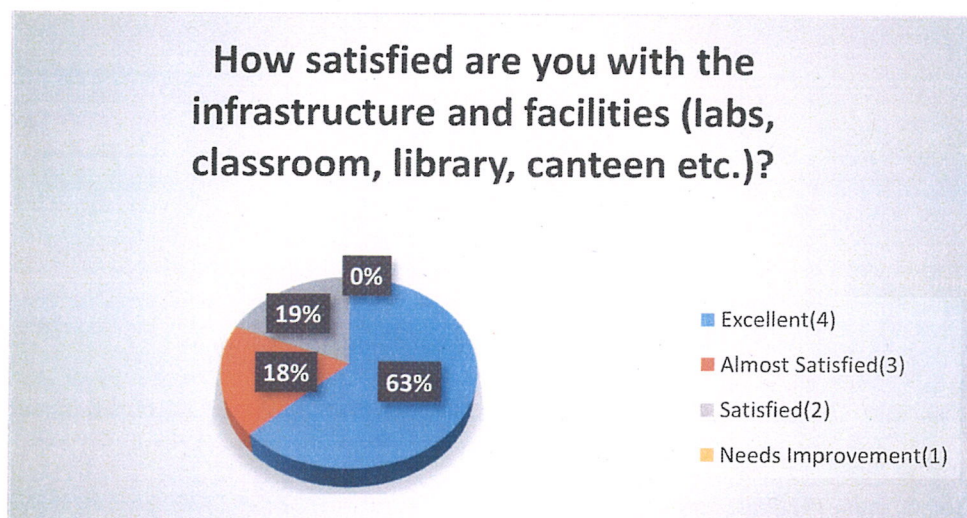
3 59% of Parents found curriculum alignment with current industry as excellent, 21% found it Almost Satisfied, 20% found it Satisfied and 0% rated it for Needs Improvement.



4 52% of parents found faculty approachability to students as excellent, 24% found it Almost Satisfied, 24% found it Satisfied and 0% rated it for Needs Improvement.

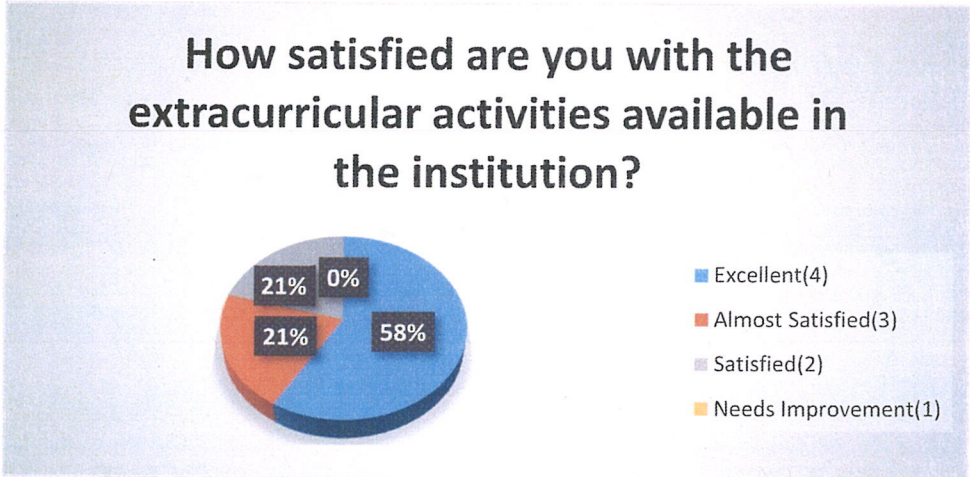


5 63% of parents found infrastructure and facilities excellent, 18% found it Almost Satisfied, 19% found it Satisfied and 0% rated it for Needs Improvement.

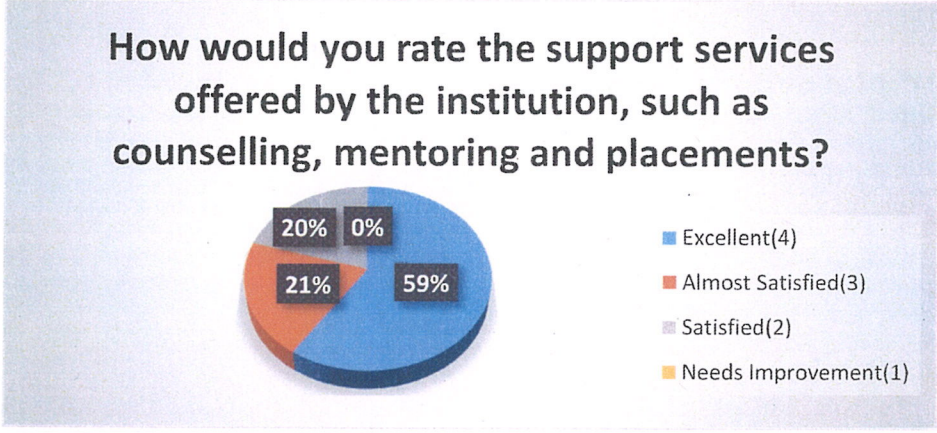


Principal

6 58% of parents found extra curricular activities found in the institution excellent, 21% found it Almost Satisfied, 21% found it Satisfied and 0% rated it for Needs Improvement.



7 59% of Parents found support services of the institution excellent, 21% found it Almost Satisfied, 20% found it Satisfied and 0% rated it for Needs Improvement.



8 64% of parents had overall impression as excellent, 18% found it Almost Satisfied, 18% found it Satisfied and 0% rated it for Needs Improvement.

