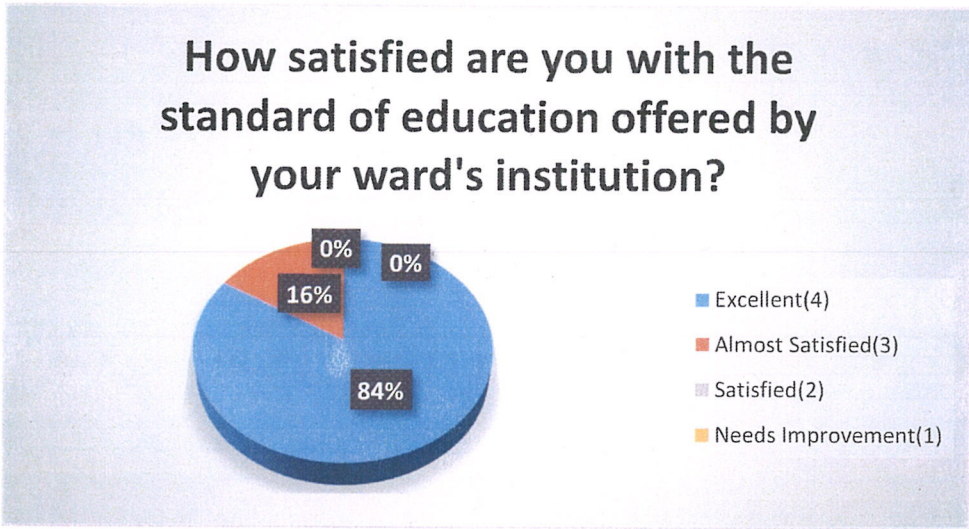
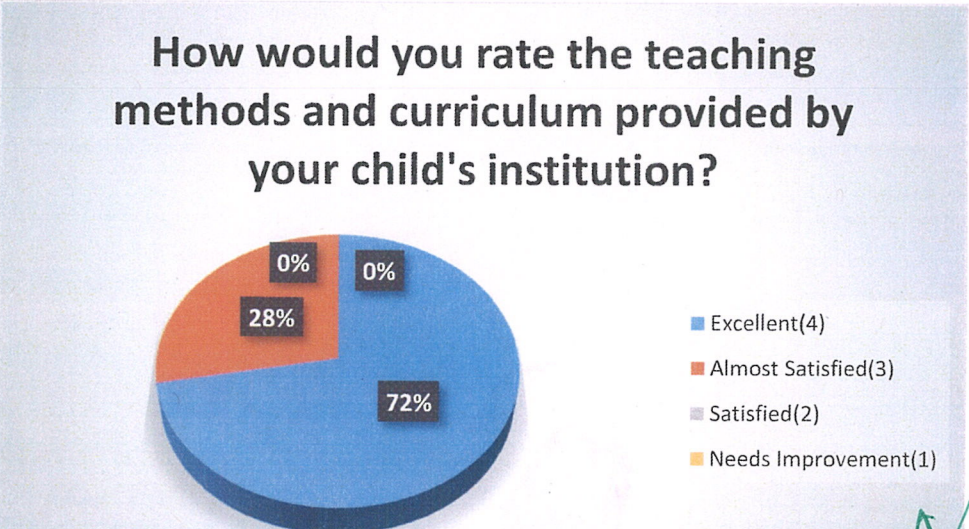


IMPACT ANALYSIS OF PARENT FEEDBACK

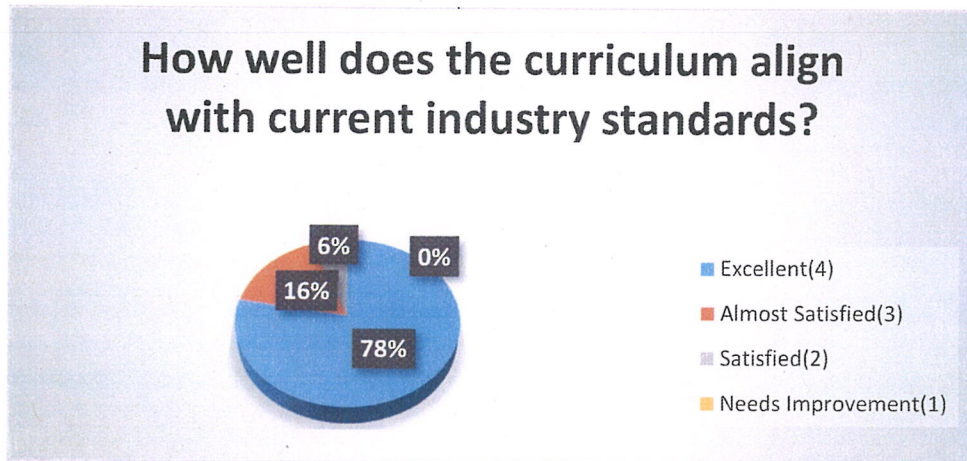
ACADEMIC YEAR: 2023 - 2024

Feedback from the Parents on academic curriculum and facilities of the institution was taken using a questionnaire to measure the following on a four-point Likert scale with the options of Excellent, Almost Satisfied, Satisfied and Needs Improvement. This survey is being conducted to determine the degree of parent satisfaction with the curriculum and facilities.

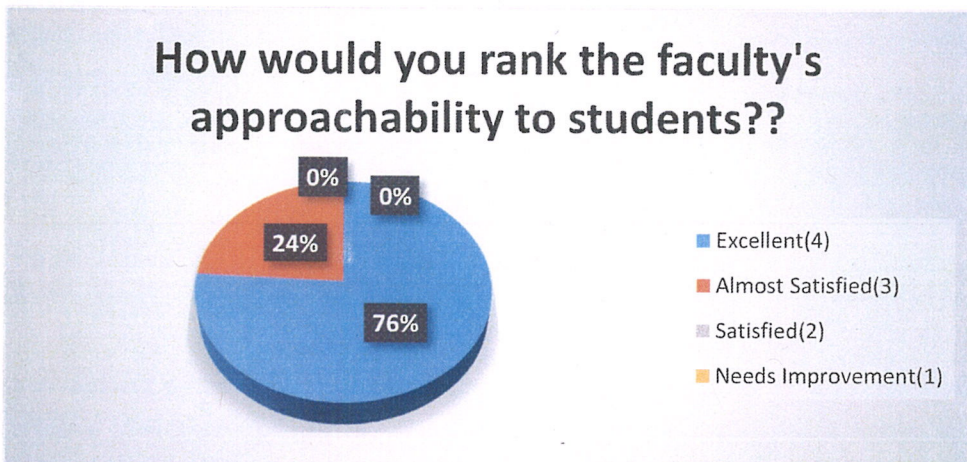
1	84% of Parents found standard of education offered by the wards's institution as excellent, 16% found it Almost Satisfied, 0% found it Satisfied and 0% rated it for Needs Improvement.										
	<p style="text-align: center;">How satisfied are you with the standard of education offered by your ward's institution?</p>  <table border="1"> <thead> <tr> <th>Satisfaction Level</th> <th>Percentage</th> </tr> </thead> <tbody> <tr> <td>Excellent(4)</td> <td>84%</td> </tr> <tr> <td>Almost Satisfied(3)</td> <td>16%</td> </tr> <tr> <td>Satisfied(2)</td> <td>0%</td> </tr> <tr> <td>Needs Improvement(1)</td> <td>0%</td> </tr> </tbody> </table>	Satisfaction Level	Percentage	Excellent(4)	84%	Almost Satisfied(3)	16%	Satisfied(2)	0%	Needs Improvement(1)	0%
Satisfaction Level	Percentage										
Excellent(4)	84%										
Almost Satisfied(3)	16%										
Satisfied(2)	0%										
Needs Improvement(1)	0%										
2	72% of Parents found teaching methods and curriculum of the institution as excellent, 28% found it Almost Satisfied, 0% found it Satisfied and 0% rated it for Needs Improvement.										
	<p style="text-align: center;">How would you rate the teaching methods and curriculum provided by your child's institution?</p>  <table border="1"> <thead> <tr> <th>Satisfaction Level</th> <th>Percentage</th> </tr> </thead> <tbody> <tr> <td>Excellent(4)</td> <td>72%</td> </tr> <tr> <td>Almost Satisfied(3)</td> <td>28%</td> </tr> <tr> <td>Satisfied(2)</td> <td>0%</td> </tr> <tr> <td>Needs Improvement(1)</td> <td>0%</td> </tr> </tbody> </table>	Satisfaction Level	Percentage	Excellent(4)	72%	Almost Satisfied(3)	28%	Satisfied(2)	0%	Needs Improvement(1)	0%
Satisfaction Level	Percentage										
Excellent(4)	72%										
Almost Satisfied(3)	28%										
Satisfied(2)	0%										
Needs Improvement(1)	0%										

Principal

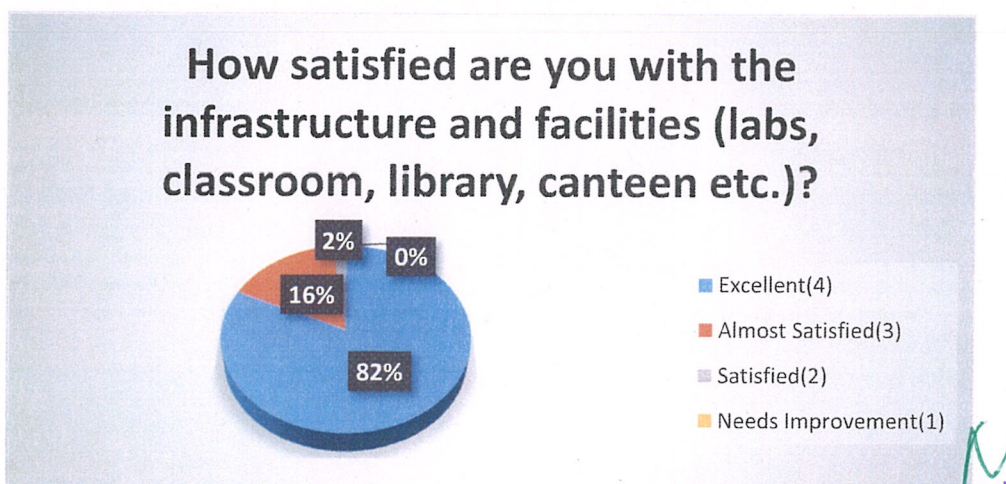
3 78% of Parents found curriculum alignment with current industry as excellent, 16% found it Almost Satisfied, 6% found it Satisfied and 0% rated it for Needs Improvement.



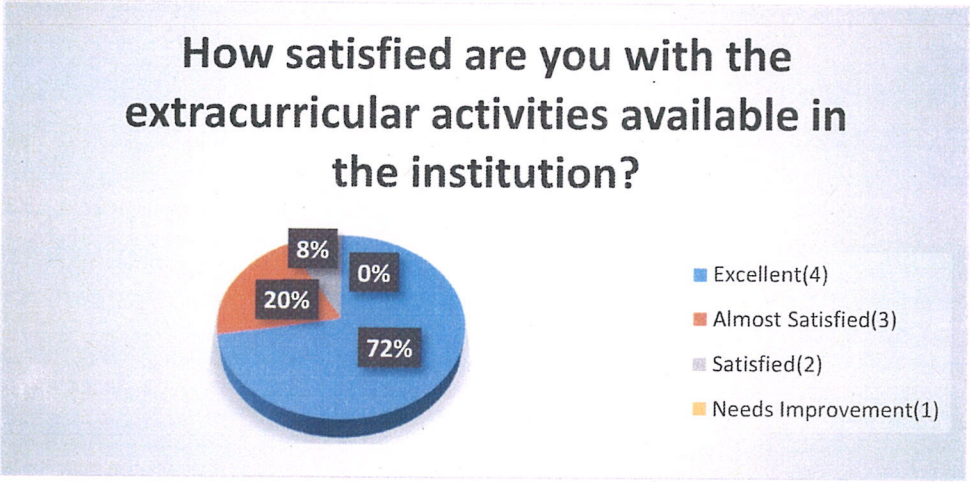
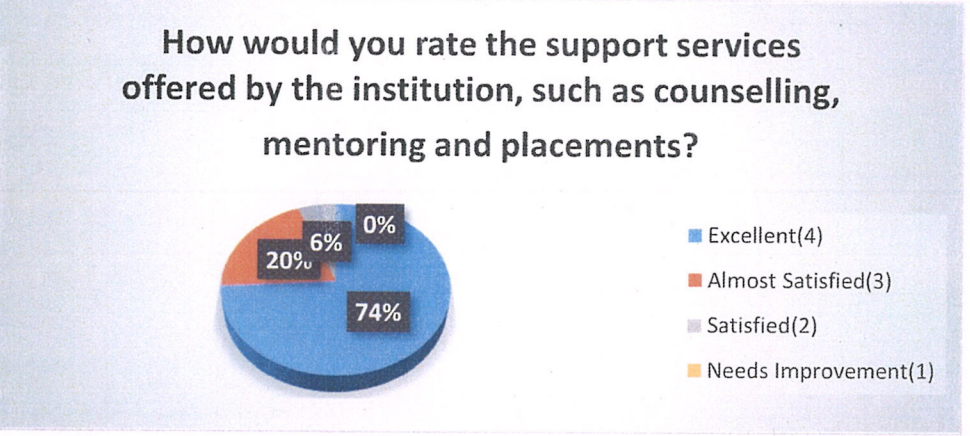
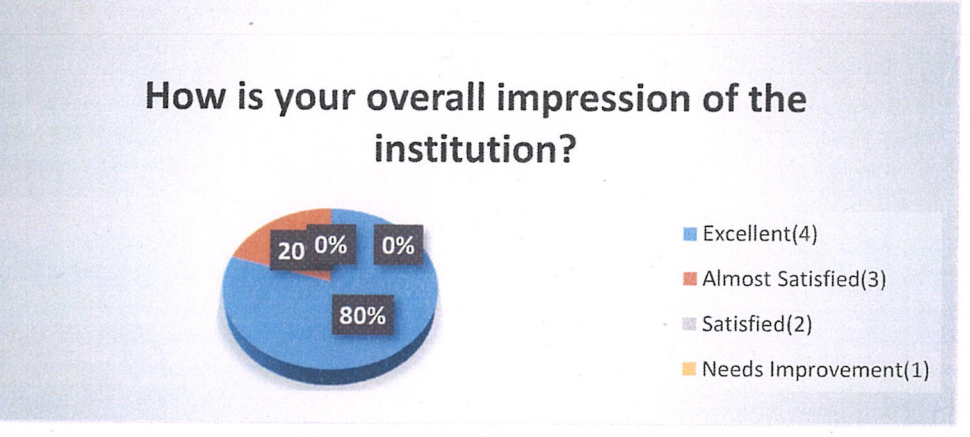
4 76% of parents found faculty approachability to students as excellent, 24% found it Almost Satisfied, 0% found it Satisfied and 0% rated it for Needs Improvement.



5 82% of parents found infrastructure and facilities excellent, 16% found it Almost Satisfied, 2% found it Satisfied and 0% rated it for Needs Improvement.



Principal
A.J. Institute of Engineering & Technology
Mangaluru - 575 006

6	72% of parents found extra curricular activities found in the institution excellent, 20% found it Almost Satisfied, 8% found it Satisfied and 0% rated it for Needs Improvement.				
	<p style="text-align: center;">How satisfied are you with the extracurricular activities available in the institution?</p>  <table border="1" style="margin-left: auto; margin-right: auto;"> <tr><td>■ Excellent(4)</td></tr> <tr><td>■ Almost Satisfied(3)</td></tr> <tr><td>■ Satisfied(2)</td></tr> <tr><td>■ Needs Improvement(1)</td></tr> </table>	■ Excellent(4)	■ Almost Satisfied(3)	■ Satisfied(2)	■ Needs Improvement(1)
■ Excellent(4)					
■ Almost Satisfied(3)					
■ Satisfied(2)					
■ Needs Improvement(1)					
7	74% of Parents found support services of the institution excellent, 20% found it Almost Satisfied, 6% found it Satisfied and 0% rated it for Needs Improvement.				
	<p style="text-align: center;">How would you rate the support services offered by the institution, such as counselling, mentoring and placements?</p>  <table border="1" style="margin-left: auto; margin-right: auto;"> <tr><td>■ Excellent(4)</td></tr> <tr><td>■ Almost Satisfied(3)</td></tr> <tr><td>■ Satisfied(2)</td></tr> <tr><td>■ Needs Improvement(1)</td></tr> </table>	■ Excellent(4)	■ Almost Satisfied(3)	■ Satisfied(2)	■ Needs Improvement(1)
■ Excellent(4)					
■ Almost Satisfied(3)					
■ Satisfied(2)					
■ Needs Improvement(1)					
8	80% of parents had overall impression as excellent, 20% found it Almost Satisfied, 0% found it Satisfied and 0% rated it for Needs Improvement.				
	<p style="text-align: center;">How is your overall impression of the institution?</p>  <table border="1" style="margin-left: auto; margin-right: auto;"> <tr><td>■ Excellent(4)</td></tr> <tr><td>■ Almost Satisfied(3)</td></tr> <tr><td>■ Satisfied(2)</td></tr> <tr><td>■ Needs Improvement(1)</td></tr> </table>	■ Excellent(4)	■ Almost Satisfied(3)	■ Satisfied(2)	■ Needs Improvement(1)
■ Excellent(4)					
■ Almost Satisfied(3)					
■ Satisfied(2)					
■ Needs Improvement(1)					