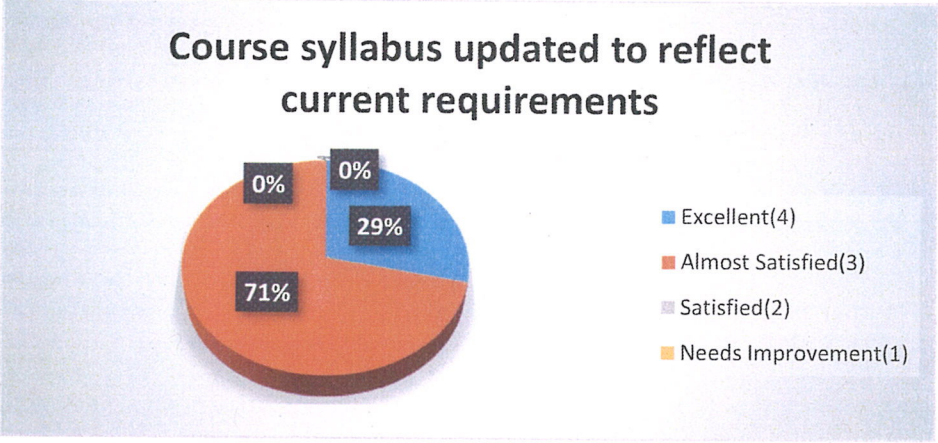
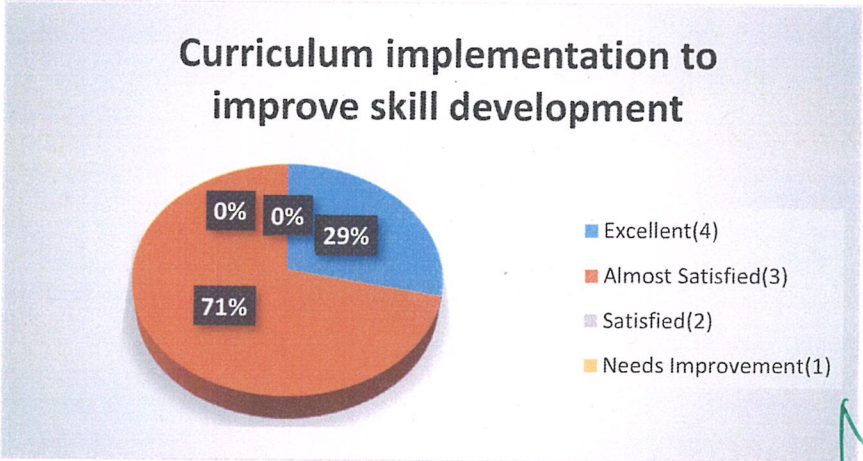


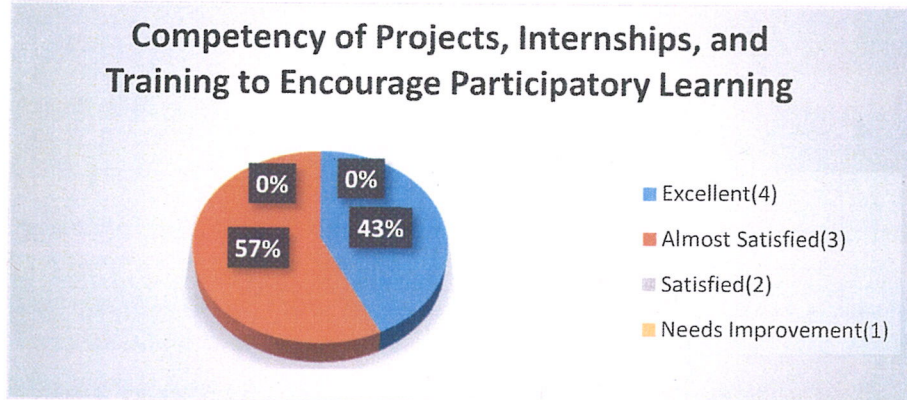
## IMPACT ANALYSIS OF EMPLOYER FEEDBACK

### ACADEMIC YEAR: 2019 - 2020

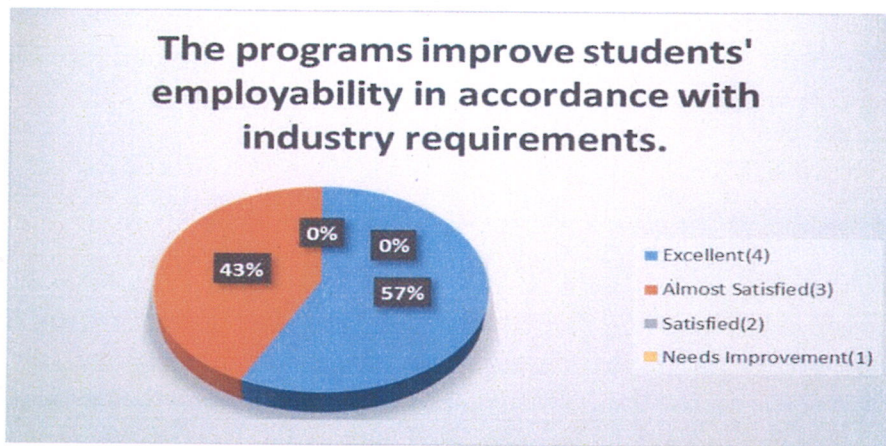
Feedback from the Employer on academic curriculum and facilities of the institution was taken using a questionnaire to measure the following on a four-point Likert scale with the options of Excellent, Almost Satisfied, Satisfied and Needs Improvement. This survey is being conducted to determine the degree of parent satisfaction with the curriculum and facilities.

1	29% of Employer found that course syllabus offered by the ward's institution as excellent, 71% found it Almost Satisfied, 0% found it Satisfied and 0% rated it for Needs Improvement.															
	<div data-bbox="347 898 1289 1339" data-label="Figure">  <p><b>Course syllabus updated to reflect current requirements</b></p> <table border="1"> <thead> <tr> <th>Category</th> <th>Percentage</th> <th>Count</th> </tr> </thead> <tbody> <tr> <td>Excellent</td> <td>29%</td> <td>4</td> </tr> <tr> <td>Almost Satisfied</td> <td>71%</td> <td>3</td> </tr> <tr> <td>Satisfied</td> <td>0%</td> <td>2</td> </tr> <tr> <td>Needs Improvement</td> <td>0%</td> <td>1</td> </tr> </tbody> </table> </div>	Category	Percentage	Count	Excellent	29%	4	Almost Satisfied	71%	3	Satisfied	0%	2	Needs Improvement	0%	1
Category	Percentage	Count														
Excellent	29%	4														
Almost Satisfied	71%	3														
Satisfied	0%	2														
Needs Improvement	0%	1														
2	29% of Employer found curriculum implementation of the institution as excellent, 71% found it Almost Satisfied, 0% found it Satisfied and 0% rated it for Needs Improvement.															
	<div data-bbox="379 1581 1246 2040" data-label="Figure">  <p><b>Curriculum implementation to improve skill development</b></p> <table border="1"> <thead> <tr> <th>Category</th> <th>Percentage</th> <th>Count</th> </tr> </thead> <tbody> <tr> <td>Excellent</td> <td>29%</td> <td>4</td> </tr> <tr> <td>Almost Satisfied</td> <td>71%</td> <td>3</td> </tr> <tr> <td>Satisfied</td> <td>0%</td> <td>2</td> </tr> <tr> <td>Needs Improvement</td> <td>0%</td> <td>1</td> </tr> </tbody> </table> </div> <div data-bbox="954 2040 1485 2152" data-label="Text"> <p>Principal A.J. Institute of Engineering &amp; Technology Mangaturu - 575 006</p> </div>	Category	Percentage	Count	Excellent	29%	4	Almost Satisfied	71%	3	Satisfied	0%	2	Needs Improvement	0%	1
Category	Percentage	Count														
Excellent	29%	4														
Almost Satisfied	71%	3														
Satisfied	0%	2														
Needs Improvement	0%	1														

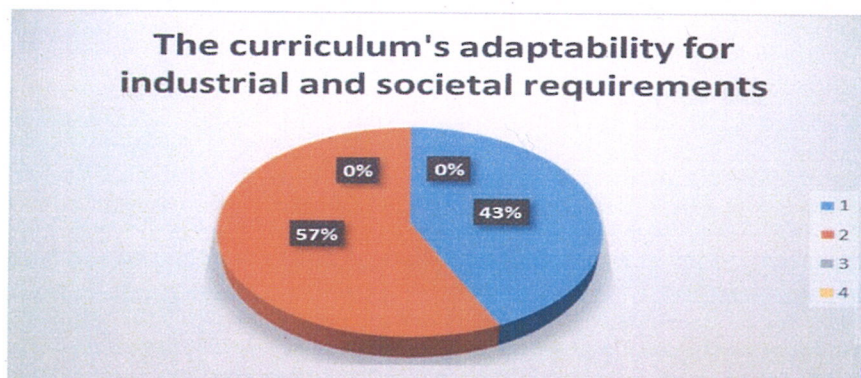
3 43% of Employer found competency of Projects, Internships, and Training to Encourage Participatory Learning as excellent, 57% found it Almost Satisfied, 0% found it Satisfied and 0% rated it for Needs Improvement.



4 57% of Employer found the programs improve students' employability in accordance with industry requirements to students as excellent, 43% found it Almost Satisfied, 0% found it Satisfied and 0% rated it for Needs Improvement.

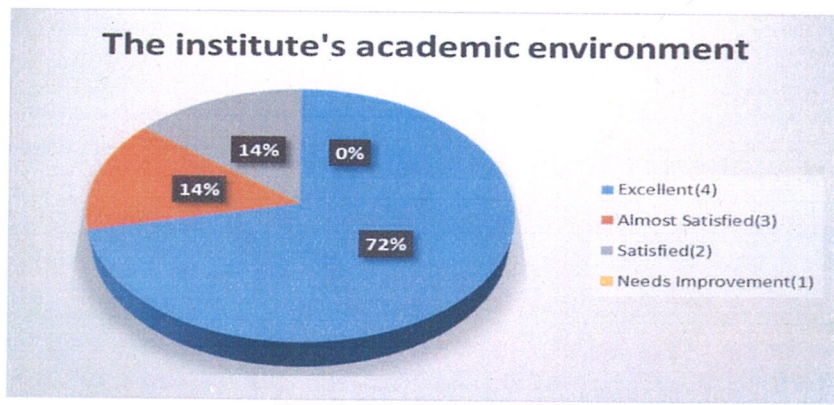
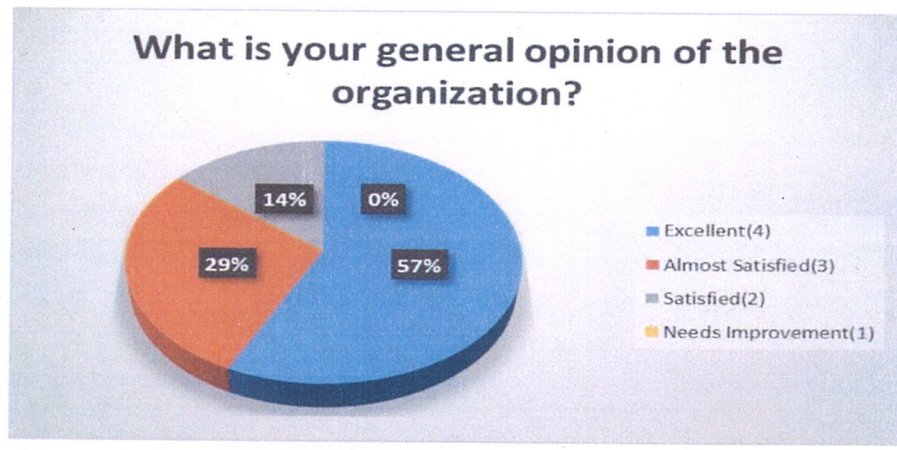


5 43% of Employer found curriculum's adaptability for industrial and societal requirements excellent, 57% found it Almost Satisfied, 0% found it Satisfied and 0% rated it for Needs Improvement.



Principal



6	72% of Employer found the institute's academic environment found as excellent, 14% found it Almost Satisfied, 14% found it Satisfied and 0% rated it for Needs Improvement.															
	 <p><b>The institute's academic environment</b></p> <table border="1"><thead><tr><th>Category</th><th>Percentage</th><th>Count</th></tr></thead><tbody><tr><td>Excellent</td><td>72%</td><td>4</td></tr><tr><td>Almost Satisfied</td><td>14%</td><td>3</td></tr><tr><td>Satisfied</td><td>14%</td><td>2</td></tr><tr><td>Needs Improvement</td><td>0%</td><td>1</td></tr></tbody></table>	Category	Percentage	Count	Excellent	72%	4	Almost Satisfied	14%	3	Satisfied	14%	2	Needs Improvement	0%	1
Category	Percentage	Count														
Excellent	72%	4														
Almost Satisfied	14%	3														
Satisfied	14%	2														
Needs Improvement	0%	1														
7	57% of Employer found general opinion of the institution excellent, 29% found it Almost Satisfied, 14% found it Satisfied and 0% rated it for Needs Improvement.															
	 <p><b>What is your general opinion of the organization?</b></p> <table border="1"><thead><tr><th>Category</th><th>Percentage</th><th>Count</th></tr></thead><tbody><tr><td>Excellent</td><td>57%</td><td>4</td></tr><tr><td>Almost Satisfied</td><td>29%</td><td>3</td></tr><tr><td>Satisfied</td><td>14%</td><td>2</td></tr><tr><td>Needs Improvement</td><td>0%</td><td>1</td></tr></tbody></table>	Category	Percentage	Count	Excellent	57%	4	Almost Satisfied	29%	3	Satisfied	14%	2	Needs Improvement	0%	1
Category	Percentage	Count														
Excellent	57%	4														
Almost Satisfied	29%	3														
Satisfied	14%	2														
Needs Improvement	0%	1														

  
**Principal**  
Principal  
A.J. Institute of Engineering & Technology  
Mangaluru - 575 006



## **SUGGESTION & CORRECTIVE MEASURES REPORT ON EMPLOYER FEEDBACK**

**ACADEMIC YEAR: 2019– 2020**

The Action Taken Report (ATR) on Employer Feedback Analysis emerges from questionnaire feedback taken from employer on curriculum and facilities of the institution. The percentage-wise breakdown of responses shows a clear benchmark for improvement, with questions pertaining to institutional growth and excellence.

**Feedback Methodology:** Feedback from employers on the academic curriculum and facilities of the institution was collected using a questionnaire. The questionnaire utilized a four-point Likert scale with the options: Excellent, Almost Satisfied, Satisfied, and Needs Improvement. The purpose of this survey is to assess the level of employer satisfaction with the institution's curriculum and facilities.

**Feedback Analysis:** The percentage breakdown of employer responses provides a quantifiable measure of employer engagement in the institution's growth. This numerical analysis captures employer satisfaction with the facilities and offers constructive feedback on the curriculum. An 80% benchmark has been established as the standard for initiating improvements, reflecting a commitment to continuous enhancement of academics and facilities. All questions in the survey received a rating of 80% or above, though some general observations and actions are suggested for categories with lower scores.

- Course syllabus updated to reflect current requirements has scored low and hence expert talks and training incorporation in the syllabus has been suggested.
- Curriculum implementation to improve skill development has scored low and hence suggestion given to add certifications and technical talks.
- Suggested to improve overall satisfaction of the employer by providing better facilities and teaching learning opportunities for their wards.

  
**Principal**

**Principal**  
**A.J. Institute of Engineering & Technology**  
**Mangaluru - 575 006**