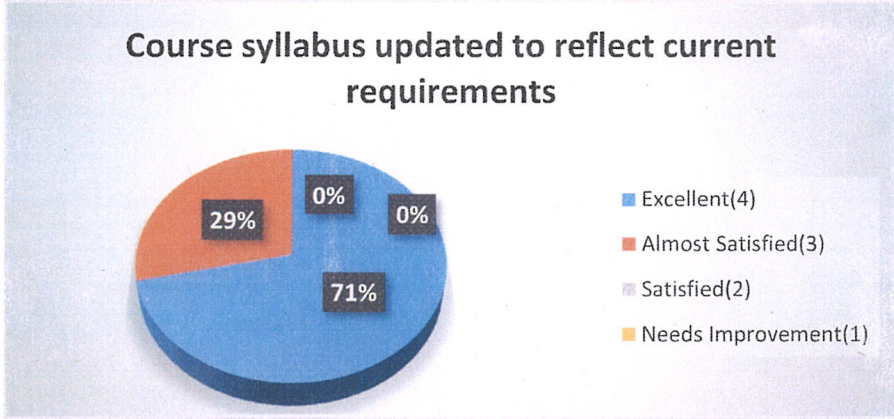
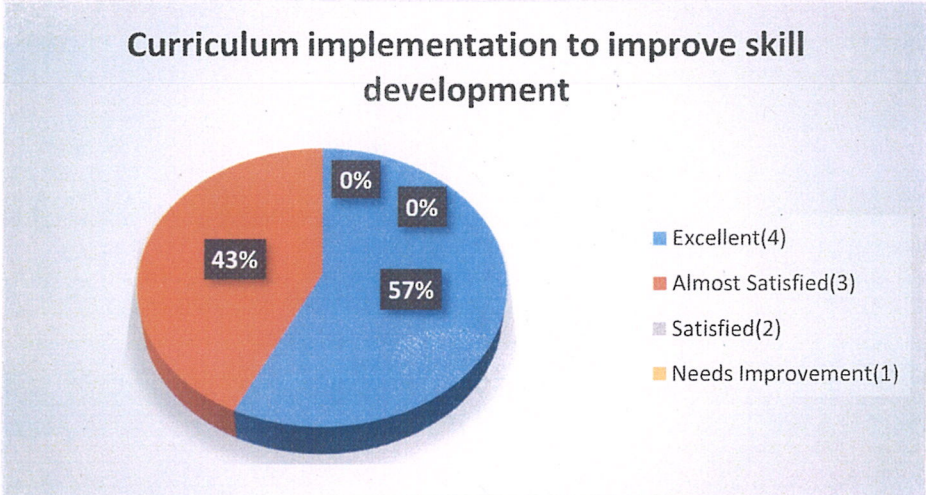




IMPACT ANALYSIS OF EMPLOYER FEEDBACK

ACADEMIC YEAR: 2022 - 2023

Feedback from the Employer on academic curriculum and facilities of the institution was taken using a questionnaire to measure the following on a four-point Likert scale with the options of Excellent, Almost Satisfied, Satisfied and Needs Improvement. This survey is being conducted to determine the degree of parent satisfaction with the curriculum and facilities.

1	71% of Employer found that course syllabus offered by the ward's institution as excellent, 29% found it Almost Satisfied, 0% found it Satisfied and 0% rated it for Needs Improvement.										
	<p style="text-align: center;">Course syllabus updated to reflect current requirements</p>  <table border="1"><thead><tr><th>Category</th><th>Percentage</th></tr></thead><tbody><tr><td>Excellent</td><td>71%</td></tr><tr><td>Almost Satisfied</td><td>29%</td></tr><tr><td>Satisfied</td><td>0%</td></tr><tr><td>Needs Improvement</td><td>0%</td></tr></tbody></table>	Category	Percentage	Excellent	71%	Almost Satisfied	29%	Satisfied	0%	Needs Improvement	0%
Category	Percentage										
Excellent	71%										
Almost Satisfied	29%										
Satisfied	0%										
Needs Improvement	0%										
2	57% of Employer found curriculum implementation of the institution as excellent, 43% found it Almost Satisfied, 0% found it Satisfied and 0% rated it for Needs Improvement.										
	<p style="text-align: center;">Curriculum implementation to improve skill development</p>  <table border="1"><thead><tr><th>Category</th><th>Percentage</th></tr></thead><tbody><tr><td>Excellent</td><td>57%</td></tr><tr><td>Almost Satisfied</td><td>43%</td></tr><tr><td>Satisfied</td><td>0%</td></tr><tr><td>Needs Improvement</td><td>0%</td></tr></tbody></table>	Category	Percentage	Excellent	57%	Almost Satisfied	43%	Satisfied	0%	Needs Improvement	0%
Category	Percentage										
Excellent	57%										
Almost Satisfied	43%										
Satisfied	0%										
Needs Improvement	0%										

Principal



3	<p>71% of Employer found competency of Projects, Internships, and Training to Encourage Participatory Learning as excellent, 29% found it Almost Satisfied, 0% found it Satisfied and 0% rated it for Needs Improvement.</p>															
	<p style="text-align: center;">Competency of Projects, Internships, and Training to Encourage Participatory Learning</p> <table border="1"><thead><tr><th>Category</th><th>Percentage</th><th>Count</th></tr></thead><tbody><tr><td>Excellent</td><td>71%</td><td>4</td></tr><tr><td>Almost Satisfied</td><td>29%</td><td>3</td></tr><tr><td>Satisfied</td><td>0%</td><td>2</td></tr><tr><td>Needs Improvement</td><td>0%</td><td>1</td></tr></tbody></table>	Category	Percentage	Count	Excellent	71%	4	Almost Satisfied	29%	3	Satisfied	0%	2	Needs Improvement	0%	1
Category	Percentage	Count														
Excellent	71%	4														
Almost Satisfied	29%	3														
Satisfied	0%	2														
Needs Improvement	0%	1														
4	<p>86% of Employer found the programs improve students' employability in accordance with industry requirements to students as excellent, 14% found it Almost Satisfied, 0% found it Satisfied and 0% rated it for Needs Improvement.</p>															
	<p style="text-align: center;">The programs improve students' employability in accordance with industry requirements.</p> <table border="1"><thead><tr><th>Category</th><th>Percentage</th><th>Count</th></tr></thead><tbody><tr><td>Excellent</td><td>86%</td><td>4</td></tr><tr><td>Almost Satisfied</td><td>14%</td><td>3</td></tr><tr><td>Satisfied</td><td>0%</td><td>2</td></tr><tr><td>Needs Improvement</td><td>0%</td><td>1</td></tr></tbody></table>	Category	Percentage	Count	Excellent	86%	4	Almost Satisfied	14%	3	Satisfied	0%	2	Needs Improvement	0%	1
Category	Percentage	Count														
Excellent	86%	4														
Almost Satisfied	14%	3														
Satisfied	0%	2														
Needs Improvement	0%	1														
5	<p>71% of Employer found curriculum's adaptability for industrial and societal requirements excellent, 29% found it Almost Satisfied, 0% found it Satisfied and 0% rated it for Needs Improvement.</p>															
	<p style="text-align: center;">The curriculum's adaptability for industrial and societal requirements</p> <table border="1"><thead><tr><th>Category</th><th>Percentage</th><th>Count</th></tr></thead><tbody><tr><td>Excellent</td><td>71%</td><td>4</td></tr><tr><td>Almost Satisfied</td><td>29%</td><td>3</td></tr><tr><td>Satisfied</td><td>0%</td><td>2</td></tr><tr><td>Needs Improvement</td><td>0%</td><td>1</td></tr></tbody></table>	Category	Percentage	Count	Excellent	71%	4	Almost Satisfied	29%	3	Satisfied	0%	2	Needs Improvement	0%	1
Category	Percentage	Count														
Excellent	71%	4														
Almost Satisfied	29%	3														
Satisfied	0%	2														
Needs Improvement	0%	1														

Principal



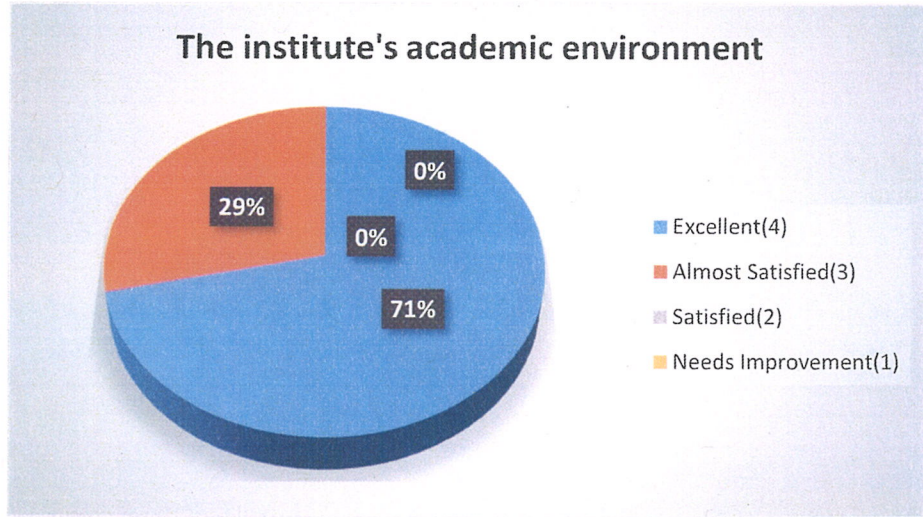
AJ INSTITUTE OF ENGINEERING & TECHNOLOGY

A Unit of Laxmi Memorial Education Trust

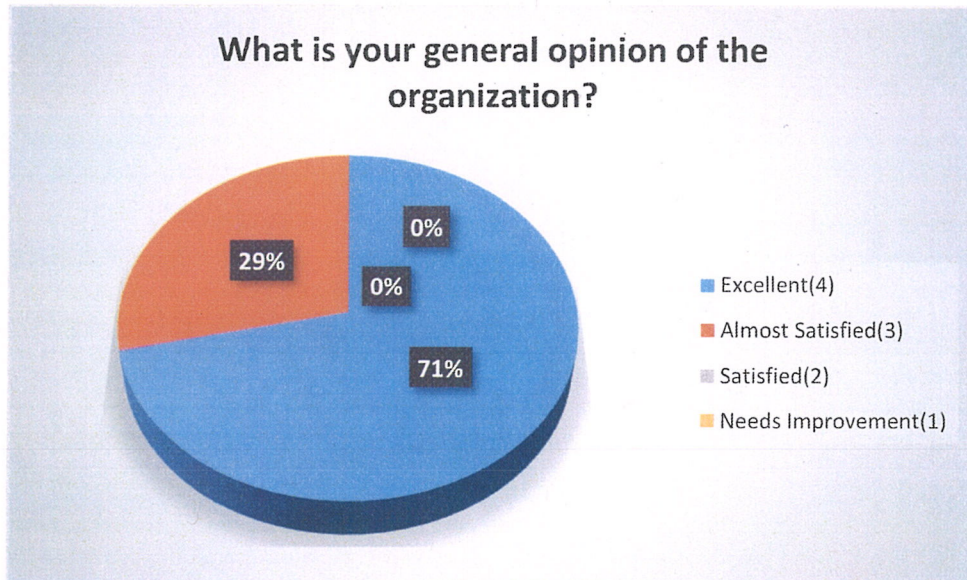
(Approved by AICTE, New Delhi, Affiliated to Visvesvaraya Technological University, Belgavi)

Accredited By NBA (BE: CV, CSE, ECE, ISE & ME)

6 71% of Employer found the institute's academic environment found as excellent, 29% found it Almost Satisfied, 0% found it Satisfied and 0% rated it for Needs Improvement.



7 71% of Employer found general opinion of the institution excellent, 29% found it Almost Satisfied, 0% found it Satisfied and 0% rated it for Needs Improvement.




Principal
Principal

A.J. Institute of Engineering & Techno.
Mangaluru - 575 006



AJ INSTITUTE OF ENGINEERING & TECHNOLOGY

A Unit of Laxmi Memorial Education Trust

(Approved by AICTE, New Delhi, Affiliated to Visvesvaraya Technological University, Belgavi)

Accredited By NBA (BE: CV, CSE, ECE, ISE & ME)

SUGGESTION & CORRECTIVE MEASURES REPORT ON EMPLOYER FEEDBACK

ACADEMIC YEAR: 2022 – 2023

The Action Taken Report (ATR) on Employer Feedback Analysis emerges from questionnaire feedback taken from employer on curriculum and facilities of the institution. The percentage-wise breakdown of responses shows a clear benchmark for improvement, with questions pertaining to institutional growth and excellence.

Feedback Methodology: Feedback from employers on the academic curriculum and facilities of the institution was collected using a questionnaire. The questionnaire utilized a four-point Likert scale with the options: Excellent, Almost Satisfied, Satisfied, and Needs Improvement. The purpose of this survey is to assess the level of employer satisfaction with the institution's curriculum and facilities.

Feedback Analysis: The percentage breakdown of employer responses provides a quantifiable measure of employer engagement in the institution's growth. This numerical analysis captures employer satisfaction with the facilities and offers constructive feedback on the curriculum. An 92% benchmark has been established as the standard for initiating improvements, reflecting a commitment to continuous enhancement of academics and facilities. All questions in the survey received a rating of 92% or above, though some general observations and actions are suggested for categories with lower scores.

- Employers have scored Curriculum implementation to improve skill development as low and hence expert talks and training incorporation in the curriculum has been suggested.
- By employers' suggestion more resources to be directed for providing better facilities and teaching learning opportunities for students.


Principal

Principal
A.J. Institute of Engineering & Technology
Mangaluru - 575 006