



SUGGESTION & CORRECTIVE MEASURES REPORT ON FACULTY FEEDBACK

ACADEMIC YEAR: 2020 – 2021

The Action Taken Report (ATR) on Faculty Feedback Analysis emerges from a questionnaire feedback taken from faculty on curriculum and facilities of the institution. The percentage-wise breakdown of responses shows a clear benchmark for improvement, with questions pertaining to institutional growth and excellence.

Feedback Methodology: Feedback from the Faculty on academic curriculum and facilities of the institution was taken using a questionnaire to measure the following on a four-point Likert scale with the options of Excellent, Almost Satisfied, Satisfied and Needs Improvement. This survey is conducted to determine the degree of faculty satisfaction with the curriculum and facilities.

Feedback Analysis: The breakdown of faculty responses in percentage, serves as a quantifiable representation of faculty participation in growth of the institution. This numerical analysis measures the faculty satisfaction about the facilities and constructive feedback on the curriculum. A benchmark of 80% has been set as standard for action, highlighting continuous improvement in academics and facilities. Based on the feedback responses given by faculty, all the questions have rated 80% and above. However, some general observations and action are suggested for low scoring category.

- Support and promotion of sports & cultural activities by college authorities has scored low and hence suggestion to conduct more activities emphasizing culture and sports given.
- Photocopying facility in the library has scored low and hence inclusion of additional copiers has been suggested.
- Availability of educational online resources has scored low and hence suggestion given for increase in subscription of the online content.
- Accessibility of Internet has scored low and hence thorough review of internet speed requirement suggested and sufficient internet accessories to be installed.

Principal

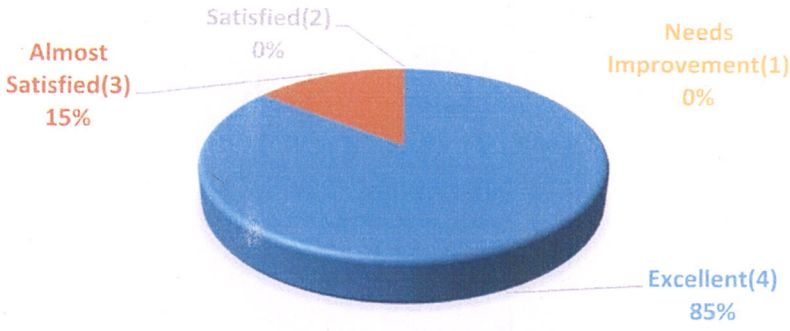
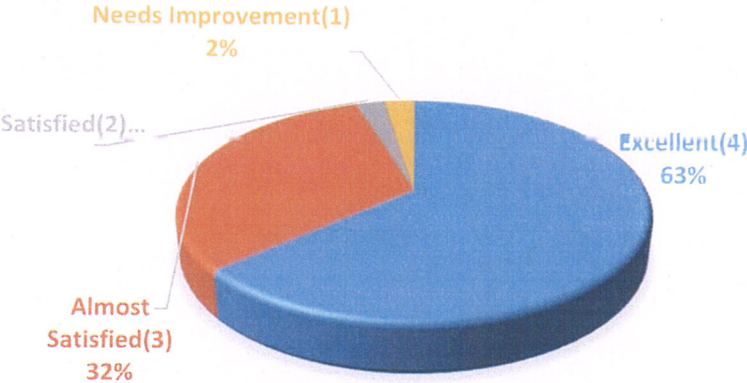
Principal

A.J. Institute of Engineering & Technolo
Mangaluru - 575 006

IMPACT ANALYSIS OF FACULTY FEEDBACK

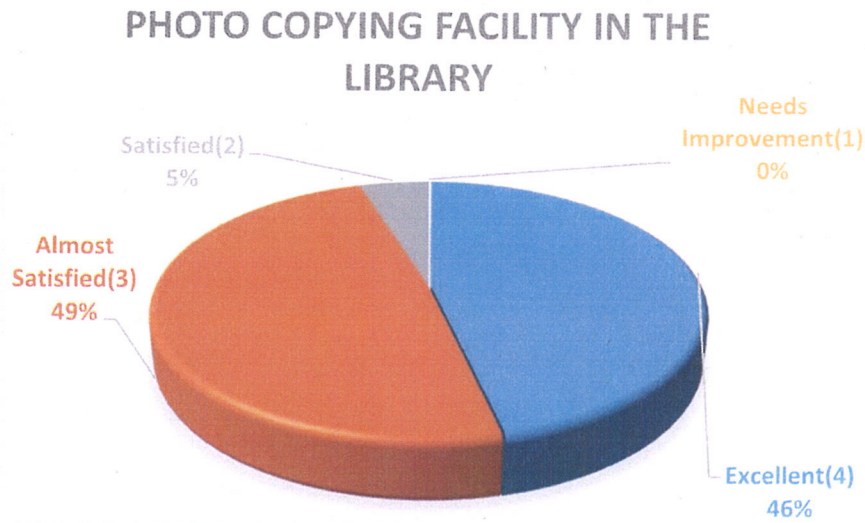
ACADEMIC YEAR: 2020-21

Feedback from the Faculty on academic curriculum and facilities of the institution was taken using a questionnaire to measure the following on a four-point Likert scale with the options of Excellent, Almost Satisfied, Satisfied and Needs Improvement. This survey is being conducted to determine the degree of faculty satisfaction with the curriculum and facilities.

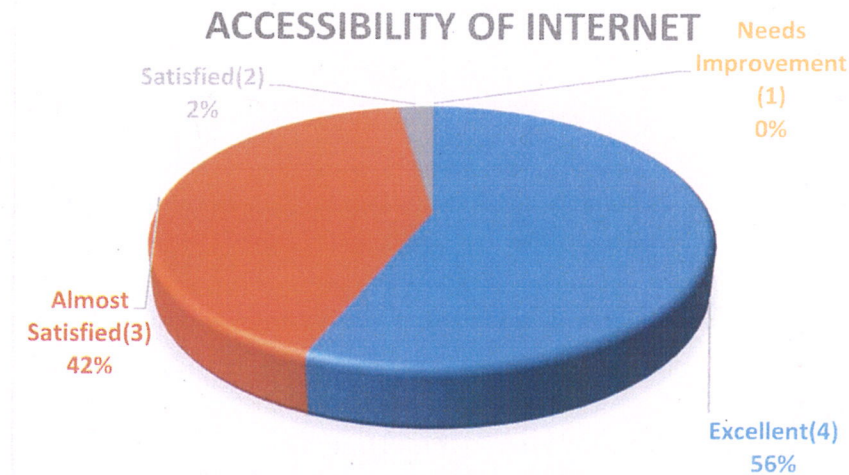

1	85% of faculty found the cataloguing and arrangement of books in the library excellent, 15% found it Almost Satisfied, 0% found it Satisfied and 0% rated it for Needs Improvement.															
<p style="text-align: center;">CATALOGUING AND ARRANGEMENT OF BOOKS IN THE LIBRARY</p>  <table border="1" style="margin-left: auto; margin-right: auto;"> <thead> <tr> <th>Satisfaction Level</th> <th>Count</th> <th>Percentage</th> </tr> </thead> <tbody> <tr> <td>Excellent</td> <td>4</td> <td>85%</td> </tr> <tr> <td>Almost Satisfied</td> <td>3</td> <td>15%</td> </tr> <tr> <td>Satisfied</td> <td>2</td> <td>0%</td> </tr> <tr> <td>Needs Improvement</td> <td>1</td> <td>0%</td> </tr> </tbody> </table>		Satisfaction Level	Count	Percentage	Excellent	4	85%	Almost Satisfied	3	15%	Satisfied	2	0%	Needs Improvement	1	0%
Satisfaction Level	Count	Percentage														
Excellent	4	85%														
Almost Satisfied	3	15%														
Satisfied	2	0%														
Needs Improvement	1	0%														
2	63% of faculty found the reading space in library excellent, 32% found it Almost Satisfied, 3% found it Satisfied and 2% rated it for Needs Improvement.															
<p style="text-align: center;">READING SPACE IN THE LIBRARY</p>  <table border="1" style="margin-left: auto; margin-right: auto;"> <thead> <tr> <th>Satisfaction Level</th> <th>Count</th> <th>Percentage</th> </tr> </thead> <tbody> <tr> <td>Excellent</td> <td>4</td> <td>63%</td> </tr> <tr> <td>Almost Satisfied</td> <td>3</td> <td>32%</td> </tr> <tr> <td>Satisfied</td> <td>2</td> <td>3%</td> </tr> <tr> <td>Needs Improvement</td> <td>1</td> <td>2%</td> </tr> </tbody> </table>		Satisfaction Level	Count	Percentage	Excellent	4	63%	Almost Satisfied	3	32%	Satisfied	2	3%	Needs Improvement	1	2%
Satisfaction Level	Count	Percentage														
Excellent	4	63%														
Almost Satisfied	3	32%														
Satisfied	2	3%														
Needs Improvement	1	2%														

N

3 46% of faculty found photo copying facility in the library excellent, 49% found it Almost Satisfied, 5% found it Satisfied and 0% rated it for Needs Improvement.



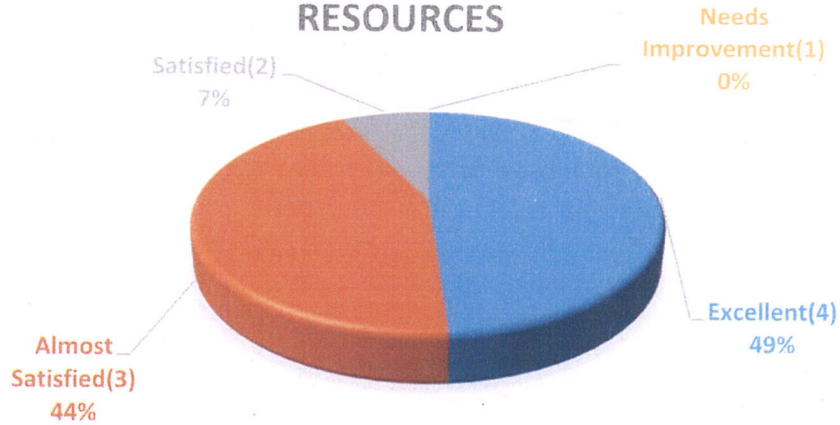
4 56% of faculty found accessibility of Internet excellent, 42% found it Almost Satisfied, 2% found it Satisfied and 0% rated it for Needs Improvement.

Principal

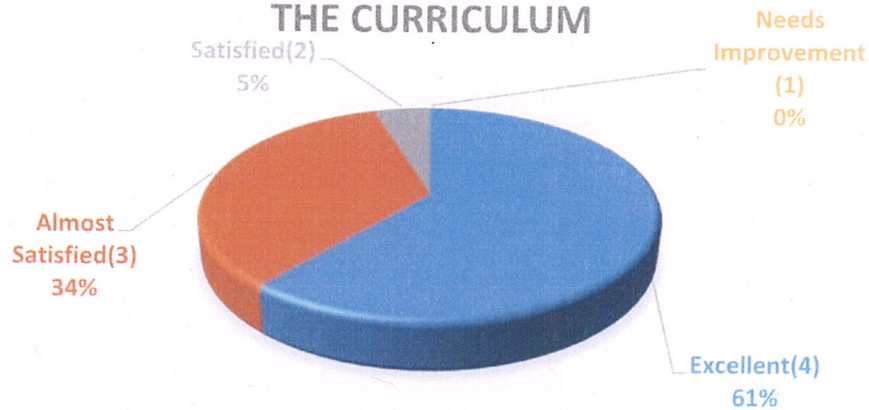
5 49% of faculty found availability of educational online resources facility excellent, 44% found it Almost Satisfied, 7% found it Satisfied and 0% rated it for Needs Improvement.

AVAILABILITY OF EDUCATIONAL ONLINE RESOURCES



6 61% of faculty found availability of additional contents included in the curriculum excellent, 34% found it Almost Satisfied, 5% found it Satisfied and 0% rated it for Needs Improvement.

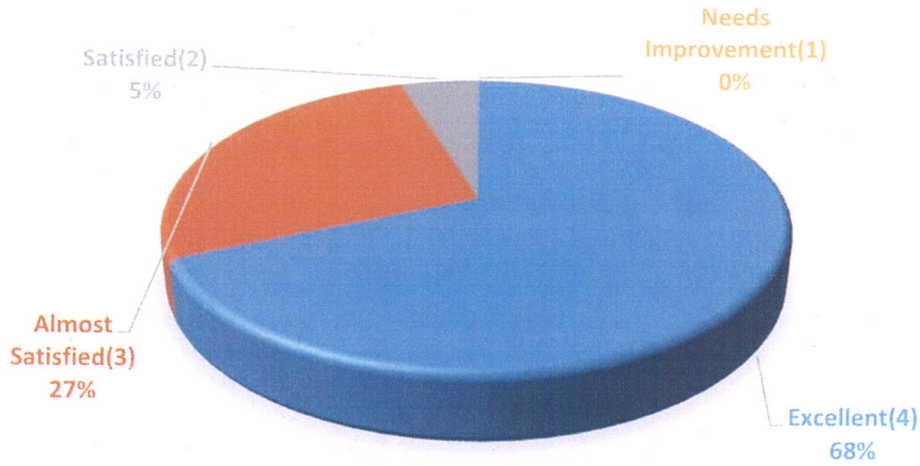
ADDITIONAL CONTENTS INCLUDED IN THE CURRICULUM



Principal

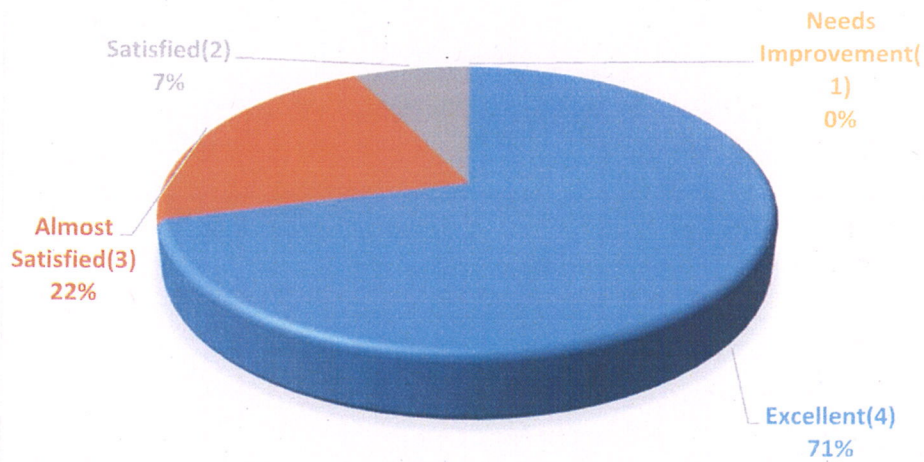
7 68% of faculty found availability of first aid facility excellent, 27% found it Almost Satisfied, 5% found it Satisfied and 0% rated it for Needs Improvement.

AVAILABILITY OF FIRST AID FACILITY



8 71% of faculty found availability of fire and safety measures excellent, 22% found it Almost Satisfied, 7% found it Satisfied and 0% rated it for Needs Improvement.

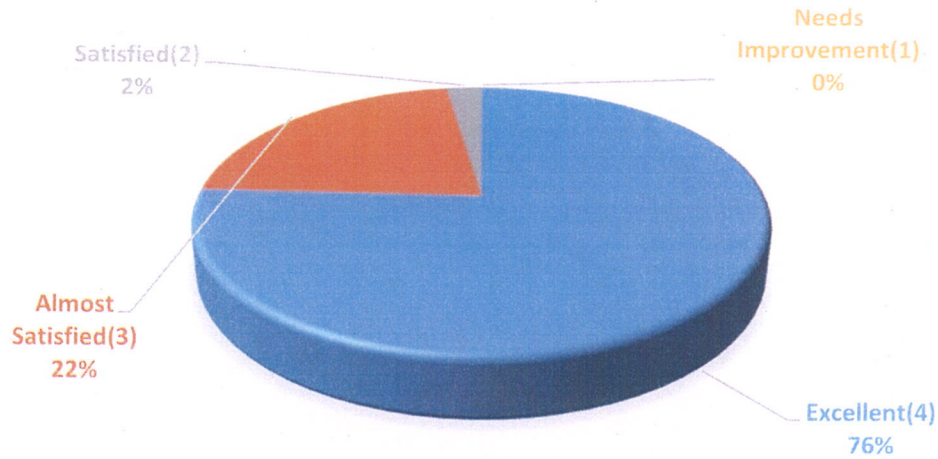
FIRE AND SAFETY MEASURES



Principal

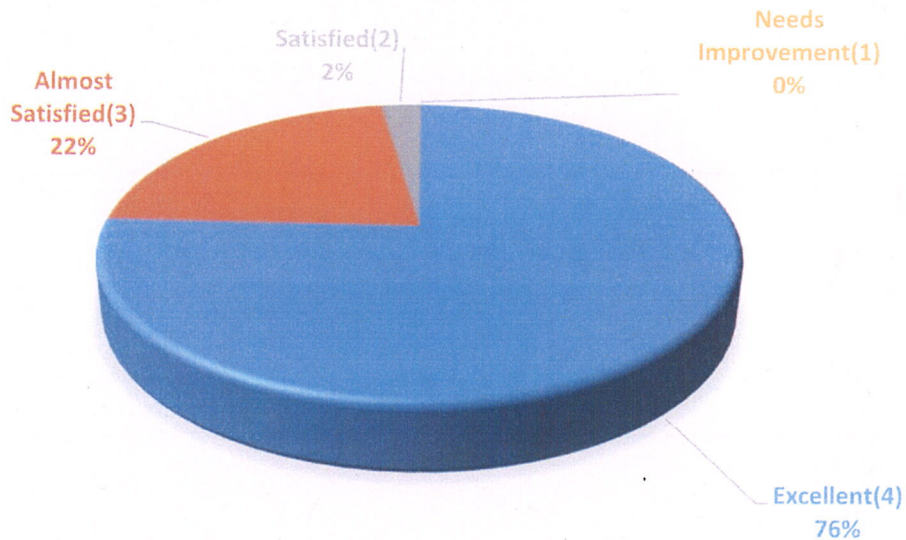
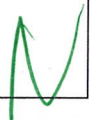
9 76% of faculty found area, lighting and ventilation in classroom and faculty room excellent, 22% found it Almost Satisfied, 2% found it Satisfied and 0% rated it for Needs Improvement.

AREA, LIGHTING AND VENTILATION IN THE CLASSROOM & FACULTY ROOM



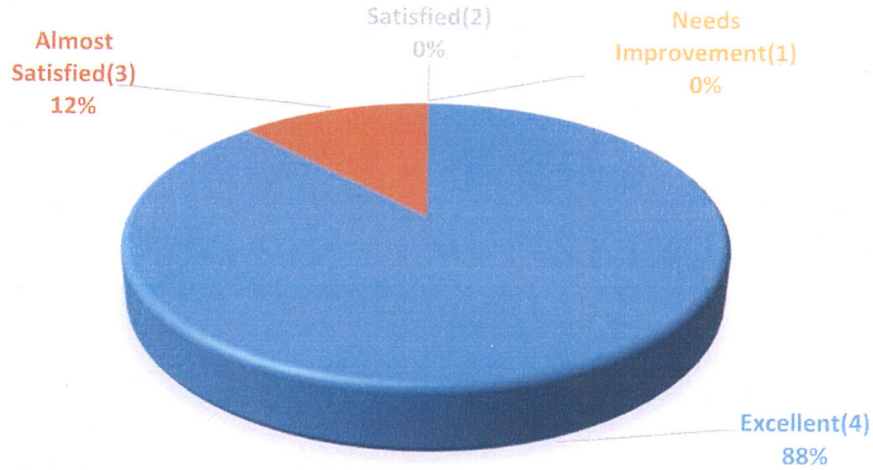
10 76% of faculty found cleanliness in the classroom, labs and washroom excellent, 22% found it Almost Satisfied, 2% found it Satisfied and 0% rated it for Needs Improvement.

CLEANLINESS IN THE CLASSROOM, LABS & WASHROOM

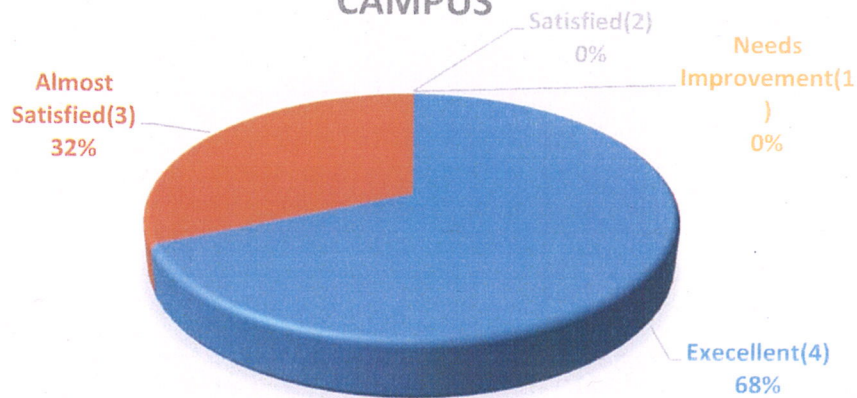

11 88% of faculty found adequate number of washrooms excellent, 12% found it Almost Satisfied, 0% found it Satisfied and 0% rated it for Needs Improvement.

ADEQUATE NUMBER OF WASHROOMS



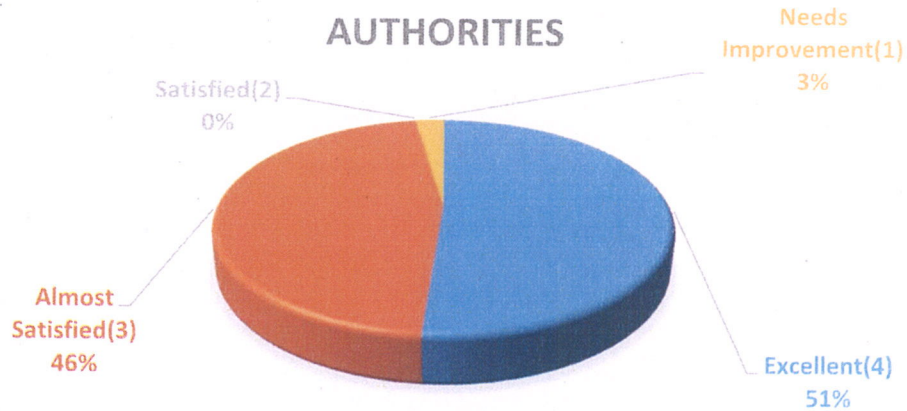
12 68% of faculty found availability of ample water supply in campus excellent, 32% found it Almost Satisfied, 0% found it Satisfied and 0% rated it for Needs Improvement.

AVAILABILITY OF AMPLE WATER SUPPLY IN CAMPUS

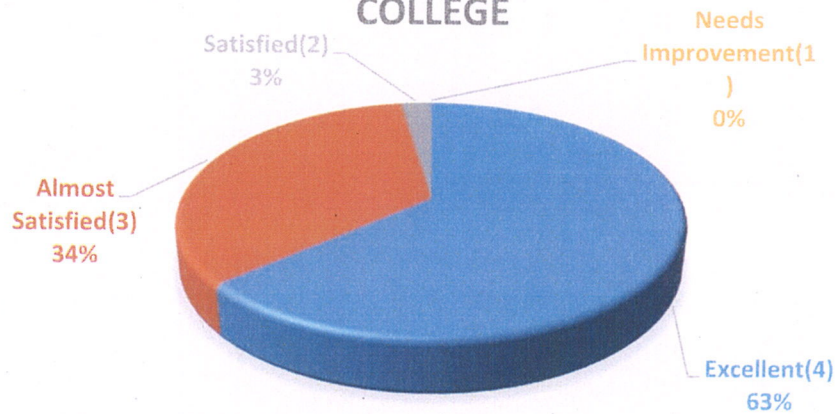

13 51% of faculty found support and promotion of sports & cultural activities by college authorities excellent, 46% found it Almost Satisfied, 0% found it Satisfied and 3% rated it for Needs Improvement.

SUPPORT AND PROMOTION OF SPORTS & CULTURAL ACTIVITIES BY COLLEGE AUTHORITIES



14 63% of faculty found availability of space to play sports in college excellent, 34% found it Almost Satisfied, 3% found it Satisfied and 0% rated it for Needs Improvement.

AVAILABLE OF SPACE TO PLAY SPORTS IN COLLEGE



15	78% of faculty found availability of space to play sports in college excellent, 17% found it Almost Satisfied, 5% found it Satisfied and 0% rated it for Needs Improvement.															
	<p style="text-align: center;">NSS ACTIVITIES IN COLLEGE</p> <table border="1"><thead><tr><th>Category</th><th>Count</th><th>Percentage</th></tr></thead><tbody><tr><td>Excellent</td><td>4</td><td>78%</td></tr><tr><td>Almost Satisfied</td><td>3</td><td>17%</td></tr><tr><td>Satisfied</td><td>2</td><td>5%</td></tr><tr><td>Needs Improvement</td><td>1</td><td>0%</td></tr></tbody></table>	Category	Count	Percentage	Excellent	4	78%	Almost Satisfied	3	17%	Satisfied	2	5%	Needs Improvement	1	0%
Category	Count	Percentage														
Excellent	4	78%														
Almost Satisfied	3	17%														
Satisfied	2	5%														
Needs Improvement	1	0%														

Principal

Principal

A.J. Institute of Engineering & Technology
Mangaluru - 575 006