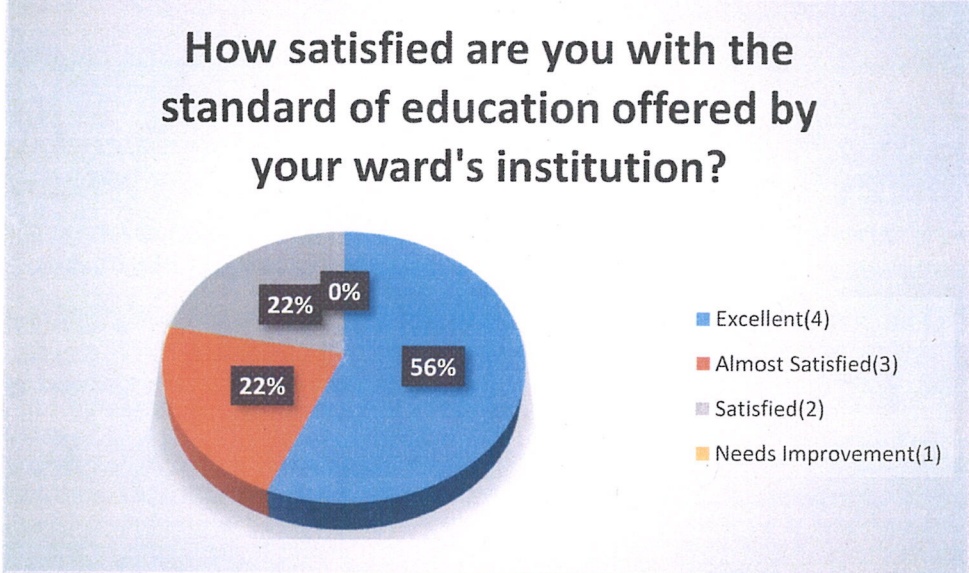
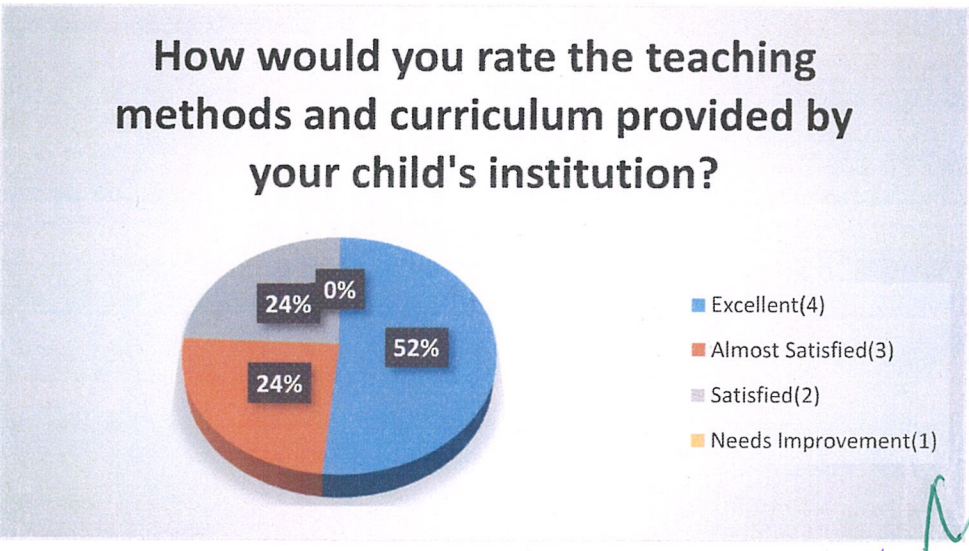


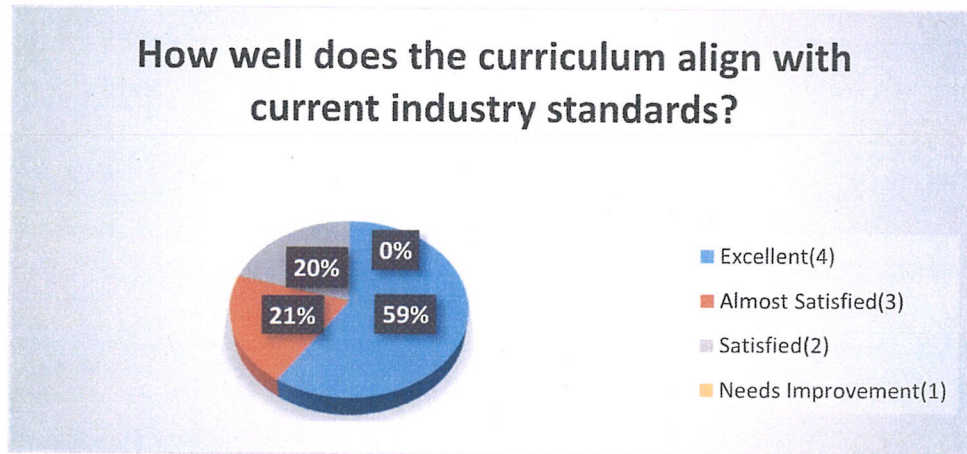
IMPACT ANALYSIS OF PARENT FEEDBACK

ACADEMIC YEAR: 2021 - 2022

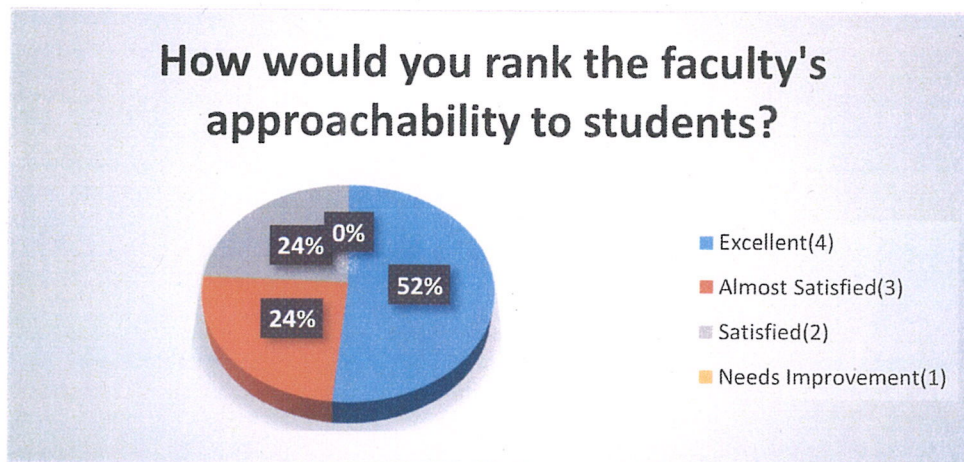
Feedback from the Parents on academic curriculum and facilities of the institution was taken using a questionnaire to measure the following on a four-point Likert scale with the options of Excellent, Almost Satisfied, Satisfied and Needs Improvement. This survey is being conducted to determine the degree of parent satisfaction with the curriculum and facilities.

1	56% of Parents found standard of education offered by the wards's institution as excellent, 22% found it Almost Satisfied, 22% found it Satisfied and 0% rated it for Needs Improvement.										
	<p style="text-align: center;">How satisfied are you with the standard of education offered by your ward's institution?</p>  <table border="1" style="margin-left: auto; margin-right: auto;"> <thead> <tr> <th>Category</th> <th>Percentage</th> </tr> </thead> <tbody> <tr> <td>Excellent(4)</td> <td>56%</td> </tr> <tr> <td>Almost Satisfied(3)</td> <td>22%</td> </tr> <tr> <td>Satisfied(2)</td> <td>22%</td> </tr> <tr> <td>Needs Improvement(1)</td> <td>0%</td> </tr> </tbody> </table>	Category	Percentage	Excellent(4)	56%	Almost Satisfied(3)	22%	Satisfied(2)	22%	Needs Improvement(1)	0%
Category	Percentage										
Excellent(4)	56%										
Almost Satisfied(3)	22%										
Satisfied(2)	22%										
Needs Improvement(1)	0%										
2	52% of Parents found teaching methods and curriculum of the institution as excellent, 24% found it Almost Satisfied, 24% found it Satisfied and 0% rated it for Needs Improvement.										
	<p style="text-align: center;">How would you rate the teaching methods and curriculum provided by your child's institution?</p>  <table border="1" style="margin-left: auto; margin-right: auto;"> <thead> <tr> <th>Category</th> <th>Percentage</th> </tr> </thead> <tbody> <tr> <td>Excellent(4)</td> <td>52%</td> </tr> <tr> <td>Almost Satisfied(3)</td> <td>24%</td> </tr> <tr> <td>Satisfied(2)</td> <td>24%</td> </tr> <tr> <td>Needs Improvement(1)</td> <td>0%</td> </tr> </tbody> </table>	Category	Percentage	Excellent(4)	52%	Almost Satisfied(3)	24%	Satisfied(2)	24%	Needs Improvement(1)	0%
Category	Percentage										
Excellent(4)	52%										
Almost Satisfied(3)	24%										
Satisfied(2)	24%										
Needs Improvement(1)	0%										

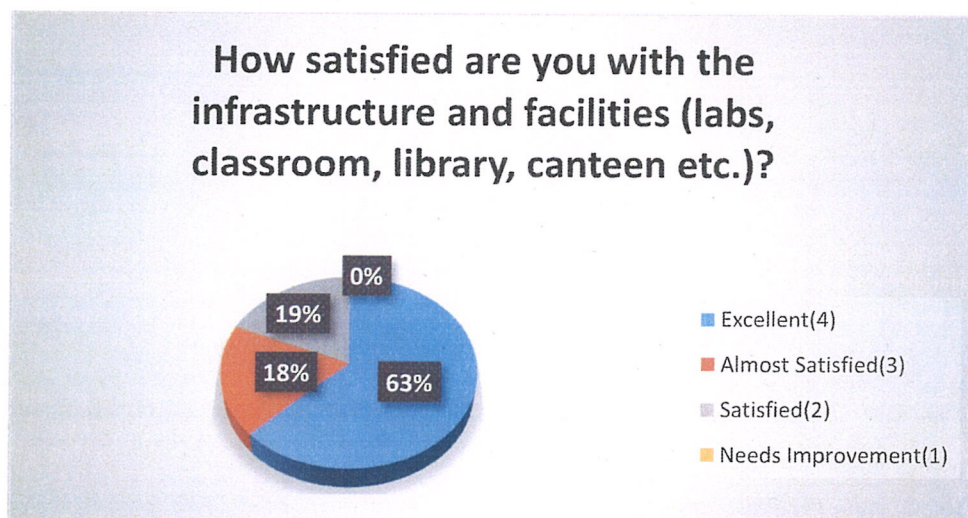
3 59% of Parents found curriculum alignment with current industry as excellent, 21% found it Almost Satisfied, 20% found it Satisfied and 0% rated it for Needs Improvement.



4 52% of parents found faculty approachability to students as excellent, 24% found it Almost Satisfied, 24% found it Satisfied and 0% rated it for Needs Improvement.

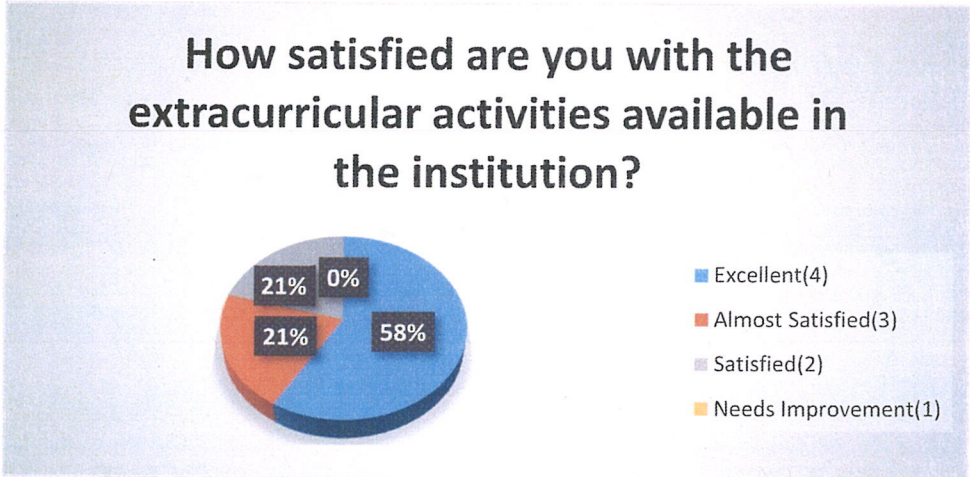


5 63% of parents found infrastructure and facilities excellent, 18% found it Almost Satisfied, 19% found it Satisfied and 0% rated it for Needs Improvement.

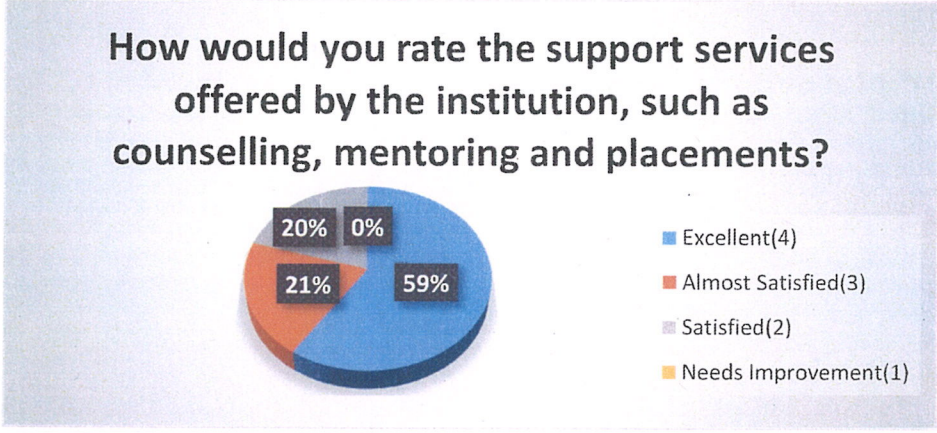


Principal

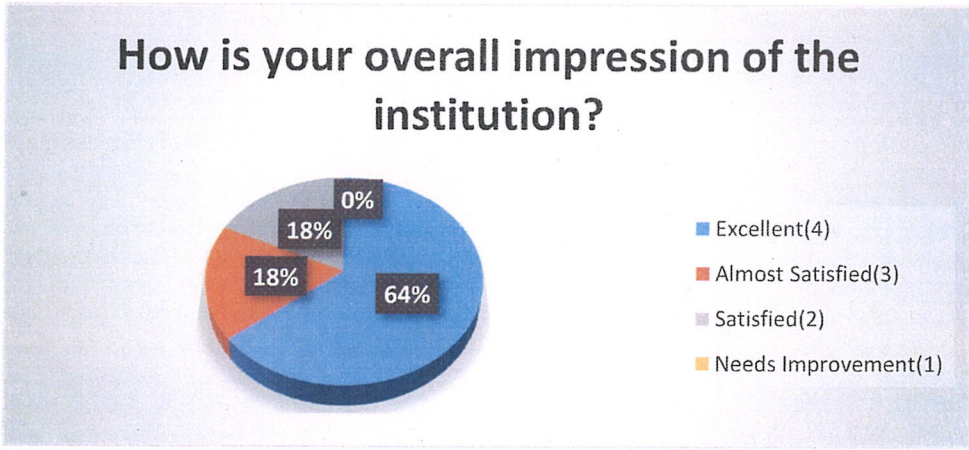
6 58% of parents found extra curricular activities found in the institution excellent, 21% found it Almost Satisfied, 21% found it Satisfied and 0% rated it for Needs Improvement.



7 59% of Parents found support services of the institution excellent, 21% found it Almost Satisfied, 20% found it Satisfied and 0% rated it for Needs Improvement.



8 64% of parents had overall impression as excellent, 18% found it Almost Satisfied, 18% found it Satisfied and 0% rated it for Needs Improvement.





SUGGESTION & CORRECTIVE MEASURES REPORT ON PARENTS FEEDBACK

ACADEMIC YEAR: 2021 – 2022

The Action Taken Report (ATR) on Parents Feedback Analysis emerges from a questionnaire feedback taken from parents on curriculum and facilities of the institution. The percentage-wise breakdown of responses shows a clear benchmark for improvement, with questions pertaining to institutional growth and excellence.

Feedback Methodology: Feedback from the Parents on academic curriculum and facilities of the institution was taken using a questionnaire to measure the following on a four-point Likert scale with the options of Excellent, Almost Satisfied, Satisfied and Needs Improvement. This survey is conducted to determine the degree of parents' satisfaction with the curriculum and facilities.

Feedback Analysis: The breakdown of Parents responses in percentage, serves as a quantifiable representation of parents' participation in growth of the institution. This numerical analysis measures the parent's satisfaction about the facilities and constructive feedback on the curriculum. A benchmark of 85% has been set as standard for action, highlighting continuous improvement in academics and facilities. Based on the feedback responses given by Parents, all the questions have rated 85% and above. However, some general observations and action are suggested for low scoring category.

- Support services like mentoring and counseling help students to cope up with the busy schedule of academics. This aspect has scored with parents. Hence suggestion has been given to conduct regular mentoring sessions to understand the issues faced by students.
- There is low scoring on Extracurricular activities of the institution and hence suggestion to conduct more such relevant activities is given.
- Suggested to improve overall satisfaction of the parents by providing better facilities and teaching learning opportunities for their wards.

Principal
Principal

A.J. Institute of Engineering & Technology
Mangaluru - 575 006